

# Approximate Relationships to Reproduce the Values of Shell Correction Energy for Fission Fragments

Payam Mehdipour Kaldiani\*

*Department of Physics, Naragh Branch, Islamic Azad University, Naragh, Iran and  
Department of Physics, West Tehran Branch, Islamic Azad University, Tehran, Iran.*

(Dated: January 8, 2024)

Although the shell correction has been studied for years, calculating shell correction values is still complicated. Strutinsky suggested a simple method for calculating shell correction energy. However, this method still requires numerical calculations. Since shell correction values are widely used, here linear relationships are presented to reproduce the shell correction energy values of fission fragments.

PACS numbers: 21.60.Cs

Keywords: shell correction energy, Fission fragments, Approximate relations

The first model to describe the properties of the nucleus was the liquid drop model. When Haxel [1] and Mayer [2] introduced the spin-orbit force that could predict the increase in the binding energy of the magic nuclei, the shell model became the basis of discussion on the properties of the excited nucleus states. The slow development of the calculation of shell correction energy was at first due to the limited power of computers and recently due to the complexity of the theoretical models. This complexity, together with the large volume of computations required, demonstrates the importance of a simple relationship.

Of course, the simplification of nuclear parameters is important for the advance of nuclear science. The first approximate relationship is the semi-empirical formula of mass in the Liquid drop model (LDM). Although this approximate relation does not have good results for magic nuclei, it can be used for most nuclei. Also, the mass distribution of fission fragments can be presented as a Gaussian form despite minor differences with the experimental results [3–5]. Viola [6] declared the systematic relationship for fission fragment total kinetic energy release ( $\langle TKE \rangle = 0.1189 \frac{Z_{cn}^2}{A_{cn}^{1/3}} + 7.3$  MeV). Terrel [7] presented the deformability parameter as the mass and atomic numbers ( $\alpha = 4.86 - 0.063 \frac{Z_i^2}{A_i}$ ). The average total prompt gamma emission energy and total prompt fission energy release for neutron-induced of isotopes uranium is presented by Madland [8] (eg.  $T_f^{total} = 170.93 - 0.1544E_n$  for neutron fission of  $^{235}\text{U}$ ). Recently the amounts of energy released in the reaction ( $\langle Q \rangle = 90.2398 + 1.0127TKE - 0.0017TKE^2$ ) and the average neutron separation energy ( $\langle B_n \rangle = 16.2275 - 0.1221TKE + 0.0003TKE^2$  for  $^{252}\text{Cf}(\text{SF})$ ) are expressed in terms of the average total kinetic energy [9]. Also, the ratio of the neutron multiplicity of heavy fragment on the total neutron multiplicity ( $\nu_H/\nu$ ) is presented by Ref. [10]. For example, it is formulated for  $^{252}\text{Cf}(\text{SF})$  as

$$\nu_H/\nu = \begin{cases} -0.1A_H + 13.1 & \text{for } 126 \leq A_H < 130 \\ 0.0286A_H - 3.6143 & \text{for } 130 \leq A_H \leq 144 \\ 0.5 & \text{for } 144 \leq A_H \leq 145 \\ 0.0163A_H - 1.8563 & \text{for } 145 \leq A_H \leq 176. \end{cases} \quad (1)$$

The first shell correction energy approximation was performed with the Strutinsky method. With the introduction of the Strutinsky method, the methods of calculation for the shell correction made a major leap [11, 12]. Although the Strutinsky model simplifies calculations of shell correction, this method still requires intricate and usually numerical calculations. In the Strutinsky method, the shell correction is a difference between the sum of single-particle energies of occupied states and the averaged of those energies. The occupied states are always calculated numerically and the averaged energy is obtained with the single-particle levels. Despite these complex calculations, the Strutinsky method has been widely used [13–19]. On the other hand, the shell correction energy can be calculated in the semi-classical methods by the Wigner–Kirkwood expansion [20–25]. It has been claimed that Strutinsky shell correction method is essentially a semi-classical approximation [26, 27]. It is clear that the semi-classical method and Hartree-Fock-Bogoliubov method are inherently complex calculations.

On the other hand, the shell correction energy is simply defined as the difference between the experimental mass and the calculated mass with Liquid drop model (LDM) [28]. According to this definition, Myers and Swiatecki [29] presented the difference between the calculated values of the Finite-Range liquid drop model (FRLDM) [30] and experimental data. The shell correction values for all nuclei are presented in Ref. [29], from which the shell correction energy values are taken in the present study.

On the other hand, shell correction values are widely used in nuclear calculations and calculating these values is complex. This prompted us to systematically present the easiest way to obtain these values for the fission fragment. The initial idea comes from a phenomenological method in which the values of shell correction energy of fission fragments at zero excitation energy are plotted

\*Electronic address: Payammehdipour@gmail.com

over the fission fragments. It can be seen from these plots that these values do not change much except for magic fragments. Therefore, the shell correction energy values of fission fragments can be approximated with a simple linear relationship for each reaction. Also, using the values of shell correction for each model (eg FRDL or HFB models), a linear relationship can be provided for the same model, which have a minimum error.

Simple relationships for shell correction not only reduce the volume of nuclear calculations but can also lead to the formation of systematic methods for calculating mass and energy distributions. For example, the mass yield of cold and spontaneous fission of  $^{252}\text{Cf}$  and  $^{238}\text{U}$  are calculated using the systematic scission point [31–33] by these approximated relationships. Also, the total kinetic energy of actinides is evaluated by this approximated [34].

## I. METHOD

Ruben plotted phenomenologically the shell correction energy values of some reactions over the mass numbers of fission fragments (figure 2 of Ref.[35]). Manaiescu [10] also plotted the same curve. The shell correction energy does not depend on the mass number of fragments and the atomic number of fission fragments, but this plotting can present the approximation relationship to obtain shell correction energy values of fragments for some reactions.

Also, the atomic numbers of the fission fragments are calculated by the most probable charge based on the unchanged charge-density distribution as [10, 36]

$$Z_{UCD} = \frac{Z_{cn}(A + \nu)}{A_{cn}}, \quad (2)$$

where  $\nu$  is the post-scission neutrons [37, 38]. Comparing the fission fragments for photofission of  $^{238}\text{U}$  (Table 1 from [39]) and neutron fission of  $^{238}\text{U}$  (Tables 1-4 from [40]), it can be seen that the fission fragments of these reactions are generally the same. For example, the fragments  $^{84}\text{Br}$ ,  $^{85,87,88}\text{Kr}$ , and  $^{92,93}\text{Sr}$  are found in the neutron fission and photofission of  $^{238}\text{U}$ . However, fragments such as  $^{101}\text{Mo}$  and  $^{104}\text{Tc}$  are only found in photofission experimental data, which may depend on the experiment process. Of course, the method of measuring these references is the same, but similar results have been obtained with another measurement method [41].

On the other hand, the damping of the shell corrections with increasing the excitation energy is presented by Ignatyuk [42] as

$$E_{shell}(T) = E_{shell}(0) \left( \frac{e^{-E_1/E_0} - 1}{e^{(E-E_1)/E_0} - 1} + \frac{TS_0(\tau \cosh(\tau) - 1)}{\sinh(\tau)} \right), \quad (3)$$

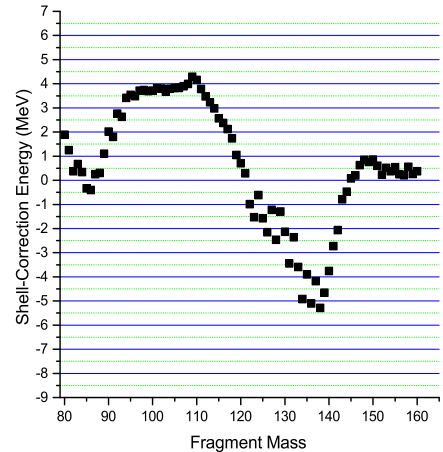


FIG. 1: Mass-dependent shell correction energy for  $^{232}\text{Th}$  fission.

where  $E_{shell}(0)$  is the shell correction energy at zero excitation energy,  $S_0 = 2.5 \text{ MeV}^{-1}$ ,  $\tau = 2\pi^2 A^{1/3} T / 41$ ,  $E_1 = 18.54 \text{ MeV}$ ,  $E_0 = 42.28 \text{ MeV}$ .

## II. LINEAR RELATIONSHIPS

The values of shell correction energy are plotted over mass number of fragments in Figs. 1-5. From these Figures, the linear approximate relationships are presented for several reactions.

The shell correction energy of fission fragments is plotted over mass number of fragments for  $^{232}\text{Th}$  fission in FIG. 1. The maximum values occur in  $100 \leq A \leq 110$  and the minimum values occur in  $A \simeq 140$ . This due to the property of fragments in these regions. It is interested that the shape of shell energy is similar to the neutron multiplicity. The saw-tooth trend can be seen in other studies such as [35].

According to FIG. 1, the shell correction energy of fission fragments could be approximated as a linear relationship for fission of  $^{232}\text{Th}$  as

$$E_{shell}(\text{MeV}) = \begin{cases} 1.89 + 0.65(A - 80) & \text{for } A < 83 \\ 0.1 & \text{for } 83 \leq A \leq 88 \\ 0.3 + 3.1(A - 88)/6 & \text{for } 88 \leq A \leq 96 \\ 3.5 & \text{for } 96 \leq A \leq 110 \\ 4.16 - 7.86(A - 110)/30 & \text{for } 110 < A < 140 \\ 0.86 + 0.45(A - 150) & \text{for } 140 < A < 150 \\ 0.5 & \text{for } A > 150, \end{cases}$$

where A is mass number of fission fragments.

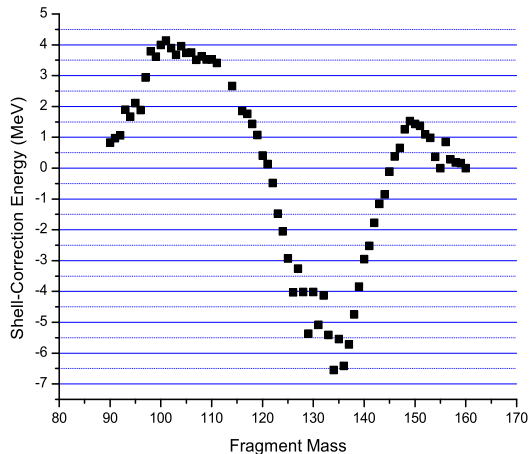


FIG. 2: Mass-dependent shell correction energy for  $^{235}\text{U}$  fission.

The shell correction energy of fission fragments is plotted over mass number of fragments for  $^{235}\text{U}$  fission in FIG. 2. The maximum values occur in  $100 \leq A \leq 110$  and the minimum values occur in  $A \simeq 140$ , such as the fission of  $^{232}\text{Th}$ .

According to FIG. 2, the shell correction energy of fission fragments could be approximated as a linear relationship for fission of  $^{235}\text{U}$  as

$$E_{shell}(MeV) = \begin{cases} 0.33A - 29.6 & \text{for } A < 100 \\ 0.2(A - 100) & \text{for } 100 \leq A \leq 110 \\ 4 - 11(A - 110)/20 & \text{for } 110 < A < 130 \\ 3 + 10(A - 165)/35 & \text{for } A > 130. \end{cases} \quad (4)$$

The shell correction energy of fission fragments is plotted over mass number of fragments for  $^{238}\text{U}$  fission in FIG. 3. The maximum values occur in  $90 \leq A \leq 110$  and the minimum values occur in  $A \simeq 140$ .

According to FIG. 3, the shell correction values of fission fragments could be approximated as a linear relationship for fission of  $^{238}\text{U}$  as

$$E_{shell}(MeV) = \begin{cases} 2 - 0.35(A - 80) & \text{for } A < 90 \\ A - 91.5 & \text{for } 90 \leq A \leq 95 \\ 3.5 & \text{for } 95 \leq A \leq 110 \\ 3.5 - 3.5(A - 110)/15 & \text{for } 110 < A < 125 \\ -4.5(A - 125)/15 & \text{for } 125 < A < 140 \\ -4.5 + 5.5(A - 140)/8 & \text{for } 140 < A < 148 \\ 1 & \text{for } A > 148. \end{cases} \quad (5)$$

These relations are also used in [31] to evaluate mass yield of spontaneous fission of  $^{238}\text{U}$ .

The shell correction energy of fission fragments is plotted over mass number of fragments for  $^{239-240}\text{Pu}$  fission in FIG. 4. The maximum values occur in  $100 \lesssim A \lesssim 110$

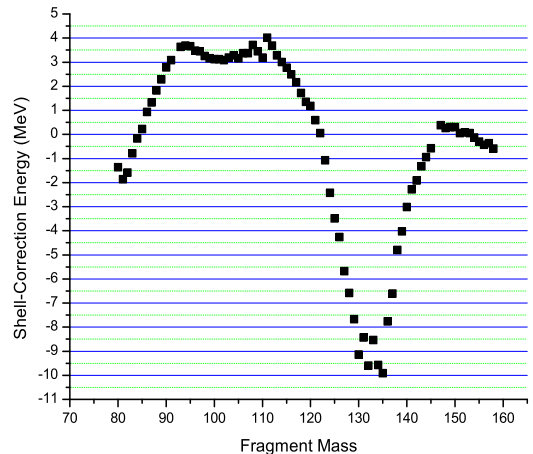


FIG. 3: Mass-dependent shell correction energy for  $^{238}\text{U}$  fission.

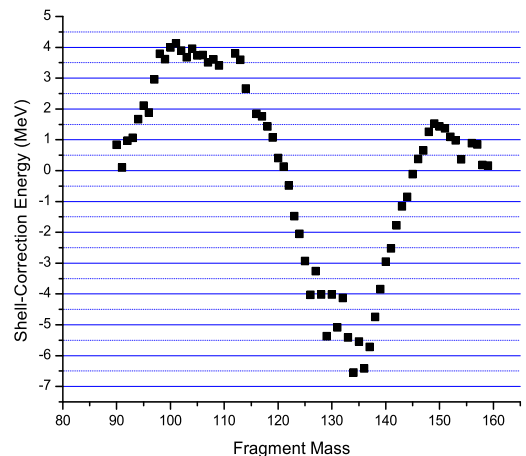


FIG. 4: Mass-dependent shell correction energy for  $^{239}\text{Pu}$  fission.

and the minimum values occur in  $A \simeq 140$ , such as other fissioning systems.

According to FIG. 4, the shell correction values of fission fragments could be approximated as a linear relationship for fission of  $^{239-240}\text{Pu}$  as

$$E_{shell}(MeV) = \begin{cases} 1 - (A - 100)/15 & \text{for } A < 100 \\ 1 + 0.3(A - 100) & \text{for } 97 \leq A \leq 111 \\ -4(A - 125)/15 & \text{for } 110 < A < 125 \\ -4(A - 125)/5 & \text{for } 125 < A < 130 \\ 4 + 8(A - 155)/25 & \text{for } A > 147. \end{cases} \quad (6)$$

The shell correction energy of fission fragments is plotted over fragments for fission of  $^{252}\text{Cf}$  in FIG. 5. The

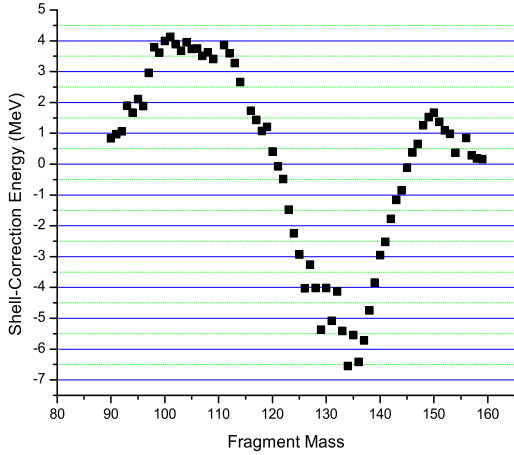


FIG. 5: Mass-dependent shell correction energy for  $^{252}\text{Cf}$  fission.

maximum values occur in  $100 \lesssim A \lesssim 110$  and the minimum values occur in  $A \simeq 140$ , such as other fissioning systems.

According to FIG. 5, the shell correction values of fission fragments could be approximated as a linear relationship for fission of  $^{252}\text{Cf}$  as

$$E_{shell}(MeV) = \begin{cases} -1.86 + 2(A - 81)/12 & \text{for } A < 97 \\ 3.3 & \text{for } 97 \leq A \leq 111 \\ 4.02 - 10.16(A - 111)/19 & \text{for } 111 < A < 130 \\ 0.38 + 8.52(A - 147)/17 & \text{for } 130 < A < 147 \\ 0.36 - 0.025(A - 148) & \text{for } A > 147. \end{cases}$$

Also, for cold and Spontaneous fission of  $^{252}\text{Cf}$ , mass yield are investigated by the same relations using the statistical scission point model [33].

Of course, for more accuracy, all relationships can be divided into more sections.

### III. NON-LINEAR RELATIONSHIPS

According to FIG. 1, the shell correction values of fission fragments could be approximated as a non-linear relationship for fission of  $^{232}\text{Th}$  as

$$E_{shell}(MeV) = -186273.2 + 18630A - 787A^2 + 18A^3 - 0.27A^4 + 0.0026A^5 - 1.6 \times 10^{-5}A^6 + 6.7 \times 10^{-8}A^7 - 1.5 \times 10^{-10}A^8 + 1.5 \times 10^{-13}A^9. \quad (7)$$

According to FIG. 2, the shell correction energy of fission fragments could be approximated as a non-linear relationship for fission of  $^{235}\text{U}$  as

$$E_{shell}(MeV) = \begin{cases} 0.33A - 29.6 & \text{for } A < 100 \\ 2.5 - 9e^{\frac{1}{2}(\frac{A-132}{7})^2} & \text{for } 100 \leq A. \end{cases} \quad (8)$$

According to FIG. 4, the shell correction values of fission fragments could be approximated as a non-linear relationship for fission of  $^{239}\text{Pu}$  as

$$E_{shell}(MeV) = 7.3 - 542073.9A - 17773A^2 + 337.8A^3 - 4.1A^4 + 0.033A^5 - 1.7 \times 10^{-4}A^6 - + 5.9 \times 10^{-7}A^7 - 1.1 \times 10^{-9}A^8 + 1.0 \times 10^{-2}A^9. \quad (9)$$

According to FIG. 5, the shell correction values of fission fragments could be approximated as a non-linear relationship for fission of  $^{252}\text{Cf}$  as

$$E_{shell}(MeV) = 4.9 - 367751A - 11990.6A^2 - 226A^3 - 2.7A^4 + 0.0218A^5 + 1.15 \times 10^{-4}A^6 - 3.8 \times 10^{-7}A^7 - 7.5 \times 10^{-10}A^8 - 6.5 \times 10^{-13}A^9. \quad (10)$$

Accor

### IV. SUMMARY

The shell correction values of fission fragments is plotted for different reactions of actinides at zero excitation energy. Approximate linear relationships are presented for fission of  $^{232}\text{Th}$ ,  $^{235}\text{U}$ ,  $^{238}\text{U}$ ,  $^{239-240}\text{Pu}$ , and  $^{252}\text{Cf}$ .

The shell correction values of fission fragments could be systematically obtained without complication calculation at zero excitation energy, so the damping of the shell corrections must be used to estimate its values for excitation energy E.

The results of these relationships are not accurate for a few fission fragments with magic numbers, but they can be estimated well for a large numbers of fission fragments. Also, the presented relationships may be the first order of approximation, so in the future they can be developed for more accuracy and other models.

- [1] O. Haxel, J.H.D. Jensen, and H.E. Suess, "On the Magic Numbers in Nuclear Structure", *Phys. Rev.* 75, 1766 (1949).
- [2] Mayer, M.G., 1949. "On closed shells in nuclei. II." *Physical Review*, 75(12), p.1969.
- [3] Wilkins, B. D., E. P. Steinberg, and R. R. Chasman. "Scission-point model of nuclear fission based on deformed-shell effects." *Physical Review C* 14, no. 5 (1976): 1832.
- [4] A. C. Wahl, "Systematics of nuclear charge distribution in fission the Z P model." *Journal of Radioanalytical Chemistry* 55, 1 (1980) 111-123.
- [5] P. Mehdipour Kaldiani. "The Perusal of Photofission Fragments Mass Yields for Actinide Isotopes by Systematics Neutron Models." *Phys. Atom. Nucl.* volume 82, issue 5 (2019).
- [6] Viola, V. E., K. Kwiatkowski, and M. Walker. "Systematics of fission fragment total kinetic energy release." *Physical Review C* 31, no. 4 (1985): 1550.
- [7] Terrel J 1965 Proc. IAEA Symp. on Physics and Chemistry of Fission (Salzburg) vol II p 3
- [8] Madland, D. G. "Total prompt energy release in the neutron-induced fission of  $^{235}\text{U}$ ,  $^{238}\text{U}$ , and  $^{239}\text{Pu}$ ." *Nuclear Physics A* 772, no. 3-4 (2006): 113-137.
- [9] Tudora, Anabella. "Point-by-Point model description of experimental average prompt neutron multiplicity as a function of total kinetic energy of fission fragments." *Annals of Nuclear Energy* 53 (2013): 507-518.
- [10] C. Manailescu, A. Tudora, F.-J.Hambsch, C. Morariu, and S. Oberstedt, "Possible reference method of total excitation energy partition between complementary fission fragments." *Nucl. Phys. A*, Vol. 867, No. 1, P. 12 (2011).
- [11] V.M. Strutinsky, "Influence of nucleon shells on the energy of a nucleus." *Sov. J. Nucl. Phys.* 3, 449 (Or Yadern. Fiz. 3 ) (1966).
- [12] V.M. Strutinsky, "Shell effects in nuclear masses and deformation energies." *Nucl. Phys. A* 95, 420 (1967).
- [13] V.M. Strutinsky, "Shells in deformed nuclei." *Nucl. Phys. A* 122, 1 (1968).
- [14] M. Brack, J. Damgaard, A.S. Jensen, H.C. Pauli, V.M. Strutinsky and C. Y. Wong. "Funny hills: The shell-correction approach to nuclear shell effects and its applications to the fission process." *Rev. Mod. Phys.* 44, 320 (1972).
- [15] F. A. Ivanyuk, C. Ishizuka, M. D. Usang, And S. Chiba, "Temperature dependence of shell corrections." *Phys. Rev. C* 97, 054331 (2018).
- [16] Qing-Zhen Chai, Wei-Juan Zhao, Min-Liang Liu And Hua-Lei Wang , "Calculation of multidimensional potential energy surfaces for even-even transuranium nuclei: systematic investigation of the triaxiality effect on the fission barrier." *Chinese Physics C*, Volume 42, Number 5 (2018).
- [17] A. Dobrowolski, K. Mazurek, And A. G. A , "Rotational bands in the quadrupole-octupole collective model." *Phys. Rev. C* 97, 024321 (2018).
- [18] Qing-Zhen Chai,Wei-Juan Zhao Hua-Lei,Wangmin-Liang Liu Fu-Rong Xu, The triaxiality and Coriolis effects on the fission barrier in isovolumic nuclei with mass number  $A = 256$  based on multidimensional total Routhian surface calculations, *Progress Of Theoretical And Experimental Physics*, Volume 2018, Issue 5 (2018) 053d02.
- [19] W.D. Myers, W.J. Swiatecki, "Nuclear masses and deformations" *Nucl. Phys.* 81, 1 (1966).
- [20] K. Pomorski, "Particle number conserving shell-correction method." *Phys. Rev. C* 70, 044306 (2004)
- [21] K. Pomorski a and B. Nerlo-Pomorska, "Remarks on the nuclear shell-correction method." *Eur. Phys. J. A* 52: 144 (2016).
- [22] B. Mohammed-Azizi and D. E. Medjadi, "Connection between the Strutinsky level density and the semiclassical level density." *Phys. Rev. C*, 2006, v. 74, 054302 (2006).
- [23] J. G. Kirkwood, "Quantum statistics of almost classical assemblies." *Phys. Rev.* 44, 31 (1933).
- [24] E. P. Wigner, "On the interaction of electrons in metals." *Phys. Rev.* 46, 1002 (1934).
- [25] B. K. Jennings, "Strutinsky smoothing and the partition function approach." *Nucl. Phys. A* 207, 538 (1973).
- [26] D. Ullmo, T. Nagano, S. Tomsovic, and H. U. Baranger, "Semiclassical density functional theory: Strutinsky energy corrections in quantum dots." *Phys. Rev. B*, v. 63, 125339 (2001).
- [27] B. Mohammed-Azizi, "Better insight into the Strutinsky method." *Phys. Rev. C* 100, 034319 (2019).
- [28] Gönnerwein, Friedrich. "Shells, Anti-Shells and Modes in nuclear Fission." In *EPJ Web of Conferences*, vol. 193, p. 01001. EDP Sciences, 2018.
- [29] W.D. Myers and W.J. Swiatecki. 1994 report Number: LBL-36803.
- [30] Møller, P., J. R. Nix, W. D. Wyers, and W. J. Swiatecki. "At. Data and Nucl. Data Tables 59, 185 (1995); P. Møller, JR Nix, and K." L. Kratz, *At. Data and Nucl. Data Tables* 66 (1997): 131.
- [31] Kaldiani, P. Mehdipour. "Mass yield of spontaneous fission of  $^{238}\text{U}$  within the systematic statistical scission-point model." *Physica Scripta* 95, no. 7 (2020): 075306.
- [32] P. Mehdipour Kaldiani, "Deformation Parameters and Collective Temperature Changes in Photofission Mass Yields of Actinides Within the Systematic Statistical Scission Point Model" *Frontiers in Physics*, 9, 26 (2021). DOI=10.3389/fphy.2021.629978.
- [33] P. Mehdipour Kaldiani and M. R. Pahlavani. *Chinese Journal of Physics*, Volume 71, Pages 651-659 (2021).
- [34] P. Mehdipour Kaldiani, "Systematic Approach to Calculate the Total Kinetic Energy Distribution of Actinides for the Photofission Phenomenon," *Phys. of Atom. Nuc.* Vol. 84, No. 1, pp. 11-17, (2021).
- [35] A. Ruben, and H. Marten, and D. Z. Seeliger. "Energy partition in nuclear fission." *Phys. A*. 338. 67-74. (1991).
- [36] N. Sugarman, and A. Turkevich, *Radiochemical Studies: The Fission Product*, edited by C. D. Coryell and N. Sugarman McGraw-Hill, New York, 1951. vol. 3. p. 1396.
- [37] H. Umezawa, S. Baba, and H. Baba, "Systematic behaviour of the most probable charge in the medium-energy fission." *Nucl. Phys. A*. 160, 65. (1971).
- [38] Pahlavani, M. R., and P. Mehdipour. "Product yields for the photofission of  $^{232}\text{Th}$ ,  $^{234,238}\text{U}$ ,  $^{237}\text{Np}$ , and  $^{239,240,242}\text{Pu}$  actinides at various incident photon energies." *Nuclear Science and Techniques* 29 (2018): 1-8.
- [39] H. Naik, and Frédérick Carrel, and G. N. Kim, and Frédéric Laine, and Adrien Sari, and S. Normand, and

- A. Goswami, *The Europ. Phys. Jour. A*, V. 49, No. 7, p. 94 (2013).
- [40] H. Naik and V.K. Mulik and P.M. Prajapati and B.S. Shivasankar and S.V. Suryanarayana and K.C. Jagadeesan and S.V. Thakare and S.C. Sharma and A. Goswami, Mass distribution in the quasi-mono-energetic neutron-induced fission of  $^{238}\text{U}$ . *Nucl. Phys. A*. 913 p. 185 - 205 (2013).
- [41] L. H. Gevaert, and R. E. Jarvis, and H. D. Sharma, "Cumulative yields in the 14 MeV neutron fission of  $^{232}\text{Th}$  and  $^{238}\text{U}$  in the symmetric region." *Canad. Jour. of Chemis.* V. 48, No. 4, p. 641-651, (1970).
- [42] A. V. Ignatyuk, G. N. Smirenkin, and A. S. Tishin, *Sov. J. Nucl. Phys.* 21, 255 (1975).