

## RESEARCH ARTICLE

# Assessing the Relationship Between Clean Cooking Fuels and Women's Cancer Mortality in the European Union: An Empirical Analysis

Matheus Koengkan<sup>1</sup>, José Alberto Fuinhas<sup>2</sup>, Negin Entezari<sup>2</sup>

<sup>1</sup> University of Coimbra Institute for Legal Research (UCILeR), Universidade de Coimbra, Portugal

<sup>2</sup> Faculty of Economics, Centre for Business and Economics Research (CeBER), Universidade de Coimbra, Portugal

**Funding:** UCILeR is an R&D Unit accredited and funded by FCT—Portugal National Agency within the scope of its strategic project: UIDB/04643/2020. CeBER: R&D unit funded by National Funds through FCT—Fundação para a Ciência e a Tecnologia, I.P., project UIDB/05037/2020.

**Potential competing interests:** No potential competing interests to declare.

## Abstract

This study investigates the impact of access to clean cooking fuels on cancer mortality among women in the European Union from 2013 to 2021. Through statistical models, it identifies key variables that are both positively and negatively associated with cancer mortality, providing new insights into the socio-environmental determinants of health. The findings underscore the potential of clean energy initiatives to reduce cancer mortality and improve public health, while also revealing an unexpected association between education levels and cancer outcomes. The study highlights the critical role of air quality, particularly the need to address PM2.5 exposure, and calls for comprehensive pollution reduction policies. Key policy recommendations include prioritizing clean energy solutions, implementing targeted healthcare and educational interventions, and enhancing air quality standards. Furthermore, gender-responsive healthcare policies should be a focus to ensure equitable access to cancer prevention and care. Public health campaigns should also emphasize the promotion of healthier behaviours and address stereotypes that may hinder women's health. While the study provides valuable insights, it acknowledges certain limitations, including issues with data quality, the study's time frame, and the challenges of generalizing findings across diverse EU contexts. Future research should include longitudinal studies, causal analyses, and comparative studies to further elucidate the complex relationships between socio-environmental factors and cancer mortality. Research on socioeconomic determinants and their role in shaping cancer outcomes will be particularly important, as will efforts to ensure the consistency and quality of health data across the EU.

## 1. Introduction

This study investigates the impact of access to clean cooking fuels on women's cancer mortality in the European Union. Using data across 27 EU countries from 2013 to 2021, we apply a macroanalytic approach to capture associations between clean fuel access and health outcomes, aiming to contribute to the literature on socio-environmental factors in public health. Given the broad public health and policy implications of fuel type and air quality, our findings may guide further studies and interventions on clean energy adoption across the EU.

The consumption of biomass and fossil fuels, such as wood, agricultural waste, and charcoal, has long been recognised for its positive effects on human life. These fuels provide essential energy for cooking and heating. However, the hidden cost of this energy source lies in the negative impact on health due to the release of harmful pollutants and carbon dioxide during the combustion process.

Household air pollution (HAP) predominantly results from the inefficient combustion of solid fuels like wood, coal, and biomass, primarily for cooking and heating purposes. The release of these harmful pollutants leads to the deterioration of indoor air quality, contributing to a range of respiratory diseases and other health complications, as established by Chen et al.<sup>[1]</sup> and Chafe et al.<sup>[2]</sup> among the most affected women who were exposed to high levels of HAP, particularly vulnerable to various health risks, including chronic and persistent diseases such as cancer.

This exposure contributes to the global burden of diseases and injuries, emphasising the importance of implementing environmental risk factors for health outcomes, as evidenced by Smith et al.<sup>[3]</sup>. The global burden of diseases measures statistics on disease and injury incidence, prevalence, mortality, decades of missed life, and disability-adjusted life-years due to various causes, highlighting how incomplete burning of solid fuels, including biomass and coal, produces hazardous chemicals. However, strategies such as promoting cleaner fuel sources, implementing better ventilation systems and increasing public awareness about the health risks of pollution can all contribute to lowering exposure levels and improving overall health outcomes<sup>[4]</sup>.

Reduced mortality rates can be attributed to the decreased dependence on traditional biomass fuels for cooking and heating, coupled with the adoption of renewable energy technologies. These transitions are crucial in reducing greenhouse gas emissions and promoting sustainable development<sup>[5]</sup>.

Moreover, a shift towards clean cooking can empower women and enhance economic opportunities in rural communities by reducing the time and effort required for fuel collection<sup>[6]</sup>. Indeed, increasing accessibility to clean fuels is a crucial objective for intervention approaches to improve air quality and reduce health risks associated with high-fuel emissions<sup>[7]</sup>.

Despite these substantial improvements in household air quality and a decline in HAP-related deaths, it remains concerning that approximately 3.1 billion people globally still rely on polluting energy sources for cooking, heating, and lighting. Rural areas, in particular, face challenges related to the transition to cleaner cooking methods, with after-sales services often lacking<sup>[8]</sup>. In urban areas, infrastructure like roads and electricity grids facilitate the distribution of cleaner energy sources. However, high population density in slums and unauthorised communities complicates providing reliable and affordable clean energy to all residents<sup>[9]</sup>. The lack of access to clean fuels and cooking technologies affects health and exacerbates gender inequality.

Efforts to address this issue must tackle inequalities and prioritise investments to ensure that all urban residents have equal access to opportunities and essential services. Furthermore, targeted initiatives must address the fundamental social and economic factors contributing to urban poverty, such as unemployment and a lack of education.

The involvement of women in this endeavour is pivotal. Their intimate knowledge of cooking and daily experiences with the harmful effects of indoor air pollution stemming from traditional cooking fuels make them invaluable sources of information<sup>[10]</sup>. Empowering women by providing training and employment opportunities in the electrical appliance sector can contribute to gender equality and sustainable energy practices. By engaging local women in research and decision-making processes, interventions and policies can be more effective and tailored to prioritise their needs, resulting in long-term solutions for reducing household air pollution<sup>[11]</sup>.

Considering the significant health burden and cancer mortality among women, it is crucial to contextualise the availability of clean cooking fuels, particularly within the European Union (EU). This investigation can provide valuable insights into the specific challenges faced by women in accessing clean cooking solutions and their potential impact on health.

This study's main research question is: How does access to clean cooking fuels impact women's cancer mortality in European member-states? The two following hypotheses were put forward to answer this question:

- H1: Access to clean cooking fuels, including natural gas, electricity, and clean cookstoves, is inversely related to cancer mortality among women in European member-states. This hypothesis proposes that increased access to clean cooking fuels significantly reduces women's cancer mortality by decreasing indoor air pollution levels. Supporting evidence from previous research (e.g., Yu et al.<sup>[12]</sup>; Yang et al.<sup>[13]</sup>; Tian et al.<sup>[14]</sup>) has demonstrated that clean cooking practices mitigate exposure to carcinogenic pollutants emitted by traditional solid-fuel methods, leading to better health outcomes and reduced cancer risks.
- H2: The prevalence of traditional solid-fuel cooking methods is positively correlated with women's cancer mortality rates in European member-states. This hypothesis suggests that regions with higher dependence on traditional solid fuels, such as wood, coal, or biomass, experience greater indoor air pollution and, consequently, higher cancer mortality rates among women. Research by Smith and Pillarisetti<sup>[15]</sup> supports this assertion, highlighting that solid-fuel combustion releases harmful pollutants that contribute significantly to respiratory and cancer-related health risks. Hence, a strong association is expected between reliance on solid fuels and elevated women's cancer mortality rates in Europe.

This study investigated the connection between clean cooking fuels like natural gas, electricity, and stoves and reduced women's cancer mortality rates. It tries to raise awareness about the health implications of cooking fuel choices and the potential benefits of clean cooking solutions. The research will also quantify how access to clean cooking fuels reduces cancer mortality and identify regional disparities across Europe-an countries.

This innovative regional analysis may reveal whether the effects are consistent across all European countries or if there are variations that can be attributed to regional differences. Furthermore, policymakers can use this information to design effective awareness campaigns and provide financial support for adopting clean cooking technologies among vulnerable populations. Additionally, the study aims to identify any barriers to policy implementation and propose recommendations for improvement. The results of this research have the potential to inform public health strategies and contribute to the global effort towards achieving sustainable development goals related to health and environmental sustainability.

In light of the considerations above, this study utilises time series data from 2013 to 2021, employing pooled ordinary least squares (OLS) and quantile (QREG) model regression and analysing dependent and independent variables to explore the correlation between multiple factors and their influence on the relationship between access to clean cooking fuels and cancer mortality among women in EU countries. The findings of this research hold the potential to assist the EU in promoting sustainable energy policies that minimise air pollution, enhance public health, and protect the environment, emphasising the association between the adoption of clean energy sources and reduced mortality risks. This discovery underscores previously unanticipated connections between educational attainment and cancer mortality, highlighting the necessity of focused medical care and educational initiatives. It calls for concerted efforts to support and promote healthier behaviours and overall well-being.

This paper provides a comprehensive overview of the research data and method-ologies employed in the following section. Section 3 delves into the empirical findings, and Section 4 explores their implications. The paper concludes with Section 5, high-lighting valuable policy insights from the study's outcomes.

## 2. Data and method

### 2.1. Data

The empirical investigation examined the association between the impact of access to clean fuels for cooking and women's cancer mortality in 27 European member-states (Austria, Belgium, Bulgaria, Croatia, Cyprus, Czechia, Denmark, Estonia, Finland, France,

Germany, Greece, Hungary, Ireland, Italy, Latvia, Lithuania, Luxembourg, Malta, Netherlands, Poland, Portugal, Romania, Slovakia, Slovenia, Spain, and Sweden) (see **Figure 1** below).



**Figure 1.** Selection of 27 European Countries. This figure was created by the authors.

The rationale behind choosing these 27 European countries for this investigation is firmly grounded in the quest for a well-rounded understanding of the subject. As we already know, access to clean cooking fuels and their impact on health outcomes is a multifaceted issue that warrants comprehensive study within different global contexts.

While disparities in access to clean cooking fuels and associated health concerns are well-documented, particularly in underserved populations such as Africa, South Asia, or Latin America, this investigation's decision to focus on EU countries was driven by several strategic considerations.

Firstly, the EU presents a unique socioeconomic and policy environment with relatively higher living standards and well-developed infrastructure compared to many regions in Asia, Africa, and Latin America. By concentrating on this study within this context, this investigation can explore the intricate interplay between access to clean cooking fuels and cancer mortality in women within a setting where policies and infrastructure are more established, thus offering insights into the issue's nuances within a developed framework.

Additionally, the availability and reliability of data in EU countries provide a solid foundation for rigorous analysis and interpretation of findings. Unlike in regions where data may be scarce or of variable quality, EU countries typically maintain comprehensive datasets on access to clean cooking fuels and health outcomes, allowing for more accurate comparisons and robust conclusions. Furthermore, it

enables us to identify disparities within the EU and draw meaningful comparisons between different populations within the region, shedding light on specific factors contributing to variations in health outcomes and access to clean cooking fuels across socio-demographic groups.

Moreover, the policy relevance of our research within the EU context cannot be overstated. EU policies and initiatives often serve as global benchmarks for addressing public health challenges, including those related to clean energy and environmental health. By focusing on EU countries, this empirical study's findings can inform evidence-based policy decisions and interventions to improve access to clean cooking fuels and reduce cancer mortality rates in women within the EU and globally.

This underscores the importance of conducting research within contexts where outcomes can directly influence policy formulation and implementation, thereby maximising the impact of our findings on addressing this critical public health issue.

The study utilised data from 2013 to 2021. This specific timeframe for analysing the impact of access to clean fuels for cooking on women's cancer mortality in 27 diverse European countries is based on the data availability and integrity principle. The study guarantees the full utilisation of entire and consistent data, thus maintaining the comparability of the analysis throughout space and time. This methodology circumscribes the problems of using the latest data, such as data collection methodologies and reporting accuracy. This study aims to provide statistically significant findings while also considering the historical and sociopolitical context of the period. **Table 1** lists the variables that have been selected for this empirical investigation. These variables will be analysed and evaluated to determine their association with the research objective.

**Table 1.** Data description and sources

Variable	Acronym	Description	Frequency	Measure	Source
Explained variable					
Cancer mortality in women	Dc_w	Cancer-related deaths in women (total, under 65 years and 65 years or older)	Annual	Rate	Eurostat <sup>[16]</sup>
Explanatory variables					
Average years of schooling among women	Mys_w	Mean years of schooling	Annual	Rate	UNDP (United Nations Development Programme) <sup>[17]</sup>
PM2.5	PM2.5	Exposure to fine particulate matter (PM2.5)	Annual	Rate	OECD Data <sup>[18]</sup>
Access to clean fuels for cooking	Ac_cfc	Access to clean fuels or technologies such as natural gas, electricity, and clean cookstoves	Annual	Rate	Our World in Data <sup>[19]</sup>
Gross National Income per capita among women	Gni_pc_w	Gross National Income per capita among women	Annual	Euro (€)	UNDP (United Nations Development Programme) <sup>[17]</sup>
Screening for breast and cervical cancer in women	Bcc_w	Women's breast cancer and cervical cancer screenings	Annual	Rate	Eurostat <sup>[20]</sup>
Total healthcare expenditure	Hc_ex	Total healthcare expenditure	Annual	Million euro (€) per capita	Eurostat <sup>[20]</sup>
Women engaging in daily cooking and/or housework activities	Pdc_w	Women engaging in daily cooking and/or housework activities (% , 18+ population)	Annual	Rate	European Institute for Gender Equality (EIGE) <sup>[21]</sup>
Women who do not smoke and are not engaged in harmful drinking	Pdsd_w	Women who do not smoke and engaged in harmful drinking (% , 16+ population)	Annual	Rate	European Institute for Gender Equality (EIGE) <sup>[21]</sup>
Women who engage in physical activities and/or consume fruits and vegetables	Pdpfv_w	Women who engage in physical activities and/or consume fruits and vegetables (% , 16+ population)	Annual	Rate	European Institute for Gender Equality (EIGE) <sup>[21]</sup>
Women with unmet needs for medical examinations	Pumex_w	Women who have not attended need of health examinations (% , 16+ population)	Annual	Rate	European Institute for Gender Equality (EIGE) <sup>[21]</sup>
Women who self-perceive their health as good or very good	Sphg_w	Women who self-perceive them as healthy (% , 16+ population)	Annual	Rate	European Institute for Gender Equality (EIGE) <sup>[21]</sup>
Share of women serving as ministers	Sm_w	The share of women serving as ministers (%)	Annual	Rate	European Institute for Gender Equality (EIGE) <sup>[21]</sup>
The proportion of women serving as members of regional assemblies	Smra_w	The proportion of women serving as members of regional assemblies (%)	Annual	Rate	European Institute for Gender Equality (EIGE) <sup>[21]</sup>
Women who engage in sporting, cultural, or leisure activities outside of their home at least daily or several times a week	Wds_w	Women who engage in sporting, cultural, or leisure activities outside of their home at least daily or several times a week (% , 15+ workers)	Annual	Rate	European Institute for Gender Equality (EIGE) <sup>[21]</sup>

The dependent and independent variables have been meticulously chosen to assess their influence on the relationship between access to clean cooking fuels and cancer mortality among women in EU countries. Each variable has a scientific rationale based on previous

research, as outlined below:

- a. Dc\_w serves as a tangible and critical indicator of the potential health consequences of indoor air pollution resulting from traditional cooking methods, which is what access to clean fuels seeks to mitigate. This research sheds light on public health disparities by examining the association between clean fuel access and women's cancer mortality throughout 27 European member-states. It has significant policy implications, guiding efforts to reduce cancer-related deaths and enhance the overall well-being of women in diverse regions.
- b. Mys\_w is linked with high health results and decreased cancer mortality among women. Previous studies by Gedefaw et al.<sup>[22]</sup>, Raghupathi and Raghupathi<sup>[23]</sup>, and Vaccarella et al.<sup>[24]</sup> have demonstrated a positive link between higher education levels.
- c. PM2.5 represents fine particulate matter pollution linked to adverse health effects, including elevated cancer risk. Scientific studies<sup>[25][26]</sup> have shown the connection between exposure to PM2.5 and increased cancer incidence and mortality rates.
- d. Ac\_cfc has been associated with reducing cancer mortality (e.g., Yu et al.<sup>[12]</sup>; Yang et al.<sup>[13]</sup>; Tian et al.<sup>[14]</sup>). As is already known, traditional solid-fuel cooking methods release harmful pollutants, contributing to indoor air pollution and raising health concerns, particularly for women who spend significant time in cooking areas<sup>[15]</sup>. Therefore, access to clean fuels or technologies such as natural gas, electricity, and clean cookstoves is linked to the absence of harmful pollutant emissions, thus reducing indoor air pollution and associated health concerns, including cancer (e.g., Yu et al.<sup>[12]</sup>; Yang et al.<sup>[13]</sup>; Tian et al.<sup>[14]</sup>).
- e. Gni\_pc\_w reflects economic well-being and access to healthcare services among women. Studies<sup>[27]</sup> have established the relationship between higher gross national income per capita and improved healthcare infrastructure, contributing to better cancer outcomes.
- f. Bcc\_w focuses on breast and cervical cancer, emphasising the importance of women's early detection and lower mortality rates. Yang et al.<sup>[28]</sup> have shown that adequate breast and cervical cancer screening programs increase survival rates and decrease mortality.
- g. Hc\_ex represents healthcare expenditure, underscoring the significance of healthcare services in cancer outcomes. Previous studies<sup>[29][30]</sup> have demonstrated the role of access to healthcare services in reducing cancer mortality rates.
- h. Pdc\_w highlights the relationship between daily cooking and/or housework activities and reduced cancer mortality rates among women. Research (e.g., Bevel et al.<sup>[31]</sup>; Chen et al.<sup>[32]</sup>; Mills et al.<sup>[33]</sup>; Lacombe et al.<sup>[34]</sup>; Yu et al.<sup>[35]</sup>) consistently shows the benefits of frequent physical activity and a healthy lifestyle in reducing cancer risk and improving survival.
- i. Pdcd\_w is related to reduced cancer risks through women's lower smoking and harmful drinking rates. Anand et al.<sup>[36]</sup> and Lugo et al.<sup>[37]</sup> have shown the link between tobacco and alcohol consumption and increased cancer incidence and mortality.
- j. Pdpfv\_w emphasises the benefits of frequent physical activity and a healthy diet in reducing women's cancer mortality. Donaldson<sup>[38]</sup>, Schnohr et al.<sup>[39]</sup>, Liu et al. (2015), Kerschbaum & Nüssler<sup>[40]</sup>, and Chan et al.<sup>[41]</sup> support the benefits of physical activity and a nutritious diet in reducing cancer risks and improving survival.
- k. Pumex\_w addresses barriers to accessing healthcare services and potential delays in women's cancer diagnosis. Williams et al.<sup>[42]</sup> and Quintal et al.<sup>[43]</sup> have emphasised the importance of timely access to healthcare and its impact on cancer outcomes.
- l. Sphg\_w highlights the association between positive self-perceived health in women and lower cancer mortality rates. Research<sup>[44]</sup> has shown that individuals with a positive self-perception of health tend to engage in healthier behaviours and have improved health outcomes, including lower cancer mortality.
- m. Sm\_w reflects women's political representation, which is linked to improved health outcomes and lower cancer mortality rates. Studies<sup>[45]</sup> have demonstrated the positive impact of gender equality in political representation on various health indicators, including cancer mortality.
- n. Smra\_w reflects women's political representation, which is linked to improved health outcomes and lower cancer mortality rates. Studies<sup>[45]</sup> have demonstrated the positive impact of gender equality in political representation on various health indicators,

including cancer mortality.

- o. *Wds\_w* represents women's engagement in regular physical activity and leisure activities, which have been associated with better overall health, decreased risk of cancer, and improved cancer results, as stressed by Schnohr et al.<sup>[39]</sup> and Liu et al. (2015).

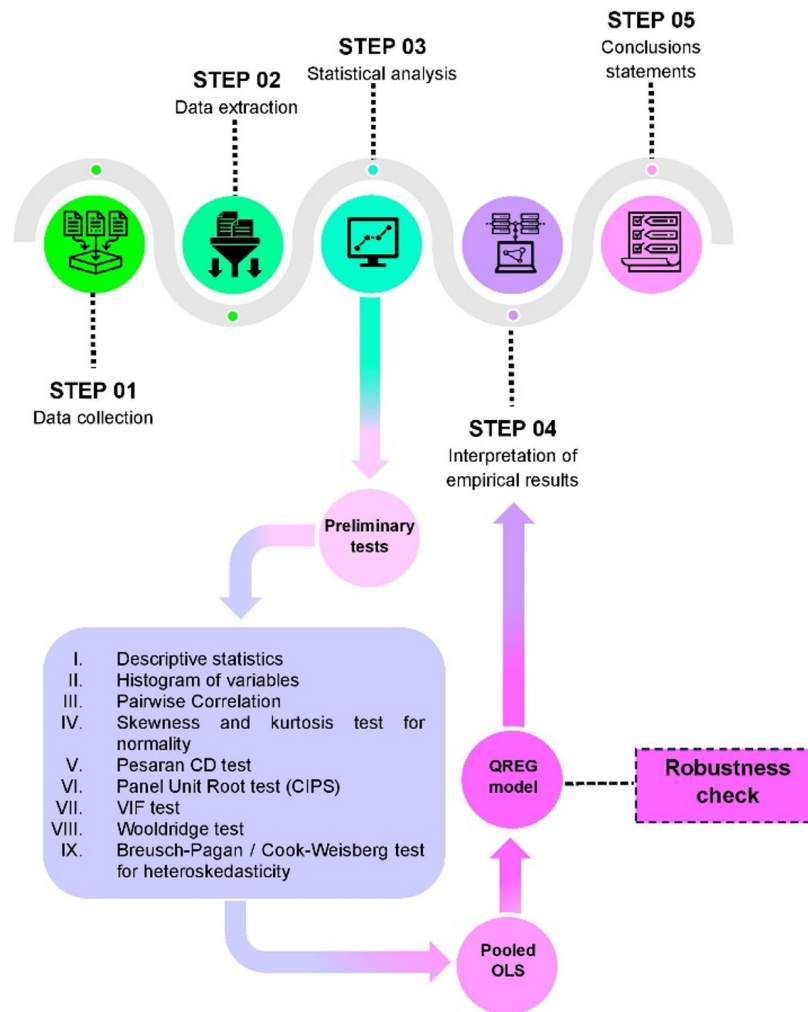
This investigation has thoughtfully integrated various variables into the study to comprehensively understand the complex relationship between access to clean cooking fuels and cancer mortality among women. Furthermore, it is crucial to acknowledge that this investigation does not address the causality of deaths in women from various types of cancers separately due to the lack of comprehensive macro data in EU countries covering the period between 2013 and 2021. Consequently, this empirical analysis had to concentrate on overall cancer mortality among women rather than delving into the specifics of individual cancer types.

## 2.2. Method

This study adopts a macro-level approach, analysing population data from 27 EU countries to explore associations between access to clean cooking fuels and cancer mortality among women. This design allows us to identify trends and associations across a diverse socio-political landscape, providing insights into how clean fuel access might relate to health outcomes in broad population settings. Given the ecological nature of this study, our findings represent population-level associations and are not intended to imply causation at the individual level. This methodology aligns with similar public health studies where national or regional data reveal significant trends applicable to policy.

This section details the methodology, commencing with initial assessments and culminating in applying Pooled Ordinary Least Squares (OLS) and Quantile Regression (QREG) model regression. After explaining the underlying theoretical framework, the subsequent phase systematically exposes the empirical research procedures to be meticulously carried out. The sequential progression of the empirical inquiry, as illustrated in **Figure 2** below, serves as a blueprint for translating the theoretical underpinnings into practical applications. These methodical steps are thoughtfully designed to translate abstract concepts into concrete data and tangible interpretations from actual experiences.





**Figure 2.** Steps of empirical research. The authors developed the figure.

**Figure 2** visually outlines these stages of the empirical investigation, encapsulating the structured approach. This framework aims to connect the theoretical concepts with their practical implementation, making it easy to understand the subject matter. Each step in the empirical process is performed precisely and seamlessly connects with the previous step to ensure the investigative journey is coherent and progressive.

This meticulous methodology intends to achieve applied insights and substantial inferences, contributing to academic scholarship and a practical understanding of the subject. By rigorously following the prescribed empirical investigation steps, the study seeks to validate its theoretical hypotheses while shedding light on the nuanced complexities that arise in real-world contexts. This methodological transparency reinforces research integrity and provides a roadmap for future replication and extension.

### 2.2.1. Pooled Ordinary Least Squares Model

The Pooled OLS model estimates the relationship between one or more explanatory variables and a dependent variable through statistical methodology. It is stated by Eq. 1.

$$y_{it} = \beta_0 + \beta_1 x_{1it} + \beta_2 x_{2it} + \dots + \beta_n x_{nit} + \varepsilon_{it} \quad (1)$$

where,  $x_1, \dots, x_{15}$  are the explanatory variables,  $\beta_1, \dots, \beta_{15}$  are the regression's parameters, corresponding to the relationship between the explanatory variables and the explained variable, and  $\varepsilon_{it}$  corresponds to the error term, i.e. the unexplained variation in the explained variable.

The pooled OLS model is well-suited for investigating the impact of access to clean fuels for cooking on cancer mortality across 27 EU countries from 2013 to 2021. Several reasons underpin this choice. Firstly, it adeptly manages extensive datasets by consolidating data from multiple countries, expanding the sample size and enhancing statistical power. This approach facilitates cross-country comparisons, encompassing the EU's diverse socioeconomic, cultural, and healthcare contexts. Secondly, Pooled OLS regression effectively addresses potential confounding factors, permitting a thorough exploration of the link between access to clean fuels for cooking and cancer mortality while considering potential influencing factors. Thirdly, this method provides coefficient estimates that furnish statistical evidence of the relationships between the variables under scrutiny. In conclusion, the Pooled OLS regression method effectively harmonises practicality, statistical robustness, and the ability to unveil meaningful insights concerning the intricate interplay between access to clean fuels for cooking and cancer mortality while maintaining statistical validity.

### 2.2.2. Quantile Regression (QREG) Model

This study employs the QREG estimation to evaluate the robustness of the Pooled OLS results. QREG extends the scope of traditional regression by estimating various quantiles of the response variable, offering more profound insights into how predictors influence different segments of the outcome's distribution. Koenker and Bassett<sup>[46]</sup> introduced this method. Unlike OLS, which focuses exclusively on the mean, QREG investigates how changes in predictors affect different percentiles, making it robust to outliers, adaptable to diverse data patterns, and capable of revealing tail behaviour. A basic linear quantile regression equation is represented as follows:

$$Q(y | x; \tau) = \beta_{0, \tau} + \beta_{1, \tau}x + \varepsilon \quad (2)$$

In this equation  $Q(y | x; \tau)$  represents the conditional quantile of the response variable  $y$  given the predictor variable  $x$  at quantile level  $\tau$ . The coefficients  $\beta_{0, \tau}$  and  $\beta_{1, \tau}$  correspond to the intercept and slope of the regression line at the specified quantile,  $\varepsilon$  representing the error term. By estimating these coefficients at various quantile levels, quantile regression offers a holistic view of how the relationship between variables evolves across distinct segments of the response distribution.

Indeed, this empirical investigation employs the 25th, 50th, 75th, and 95th quantiles as a robustness check. This QREG technique ensures reliable analysis by examining relationships across segments of the response distribution, thereby revealing potential asymmetry and heterogeneity. The median provides insights into central tendencies with resistance to outliers, while the 95th quantile scrutinises extreme outcomes, ensuring consistent conclusions across the distribution and enhancing model reliability. Using both QREG and Pooled OLS regression allows for a comprehensive analysis that addresses heterogeneity, outliers, and nonlinear relationships among variables. QREG's capability to estimate different quantiles accommodates data variations, yielding insights into extreme values and tail behaviour. The comparison between QREG and OLS results facilitates robustness assessment, widely when data deviates from a normal distribution or includes outliers. This approach enriches the understanding of variable relationships and ensures a thorough data evaluation.

### 2.3. Preliminary testing

It is crucial to conduct preliminary tests to understand the variables' characteristics within the economic model before applying Pooled OLS and QREG estimators to the regressions. Thus, we conducted initial tests to evaluate the variables in the model:

- I. We computed descriptive statistics for each variable, such as mean, standard deviation, minimum, maximum, and quartiles. These statistics give an overall summary of the variable's characteristics.
- II. Histograms were used to visualise the distribution of each variable, identifying any skewness, kurtosis, or potential outliers in the data.
- III. Pairwise correlation coefficients were calculated to measure the strength and direction of linear relationships between variable pairs, providing insight into their interdependencies (Jolliffe, 2002).
- IV. Skewness and Kurtosis Test for Normality (D'Agostino et al.<sup>[47]</sup>): This test evaluated whether the variables adhered to a normal distribution. The null hypothesis assumed the variables' normality.
- V. The Pesaran CD Test (Pesaran, 2004) evaluates cross-sectional dependence in panel data. The test's null hypothesis is the absence of cross-sectional dependence.
- VI. Panel Unit Root Test CIPS (Cross-sectionally Augmented IPS) of Pesaran<sup>[48]</sup> to assess the stationarity of variables within the panel data.
- VII. Variance Inflation Factor (VIF) Test<sup>[49]</sup>: This test examines the presence of multicollinearity among the variables.
- VIII. The Wooldridge Test for Autocorrelation in Panel Data<sup>[50]</sup> scrutinises the error term autocorrelation. The test has as a null hypothesis the nonexistence of autocorrelation.
- IX. Breusch-Pagan<sup>[51]</sup> and Cook-Weisberg<sup>[47]</sup> Test for Heteroskedasticity. This test was used to check for heteroskedasticity in the error term. The null hypothesis assumed no heteroskedasticity.

After conducting initial tests, we gained insights into variable characteristics and identified non-normality, autocorrelation, and heteroskedasticity issues, which could potentially impact subsequent Pooled OLS and QREG regressions. As stressed by Baltagi<sup>[52]</sup>, Greene<sup>[53]</sup>, and Wooldridge<sup>[54]</sup>, such tests are widely recognised in econometrics for bolstering the robustness and validity of estimations.

Moreover, it is important to note that this research focus and study design did not necessitate explicitly modelling such indirect impacts. The primary aim of this investigation was to investigate the direct association between access to clean cooking fuels and cancer mortality in women within the EU context rather than examining complex interactions and pathways between multiple independent variables.

The decision to use a more straightforward modelling approach such as Pooled OLS and QREG was deliberate, as it offers several advantages, as informed before, such as ease of interpretation, computational efficiency, and robustness to violations of certain assumptions. Given the specific objectives of this study and the nature of the data available, Pooled OLS and QREG regressions can provide a suitable framework for estimating the direct effects of access to clean cooking fuels on cancer mortality in women while controlling for relevant confounding factors.

### 3. Empirical results

This section presents information on data properties, preliminary variable testing, estimation outcomes, and tests for estimation specifications. **Table 2**, below, provides descriptive statistics for the variables utilised in empirical estimations.

**Table 2.** Descriptive statistics of variables

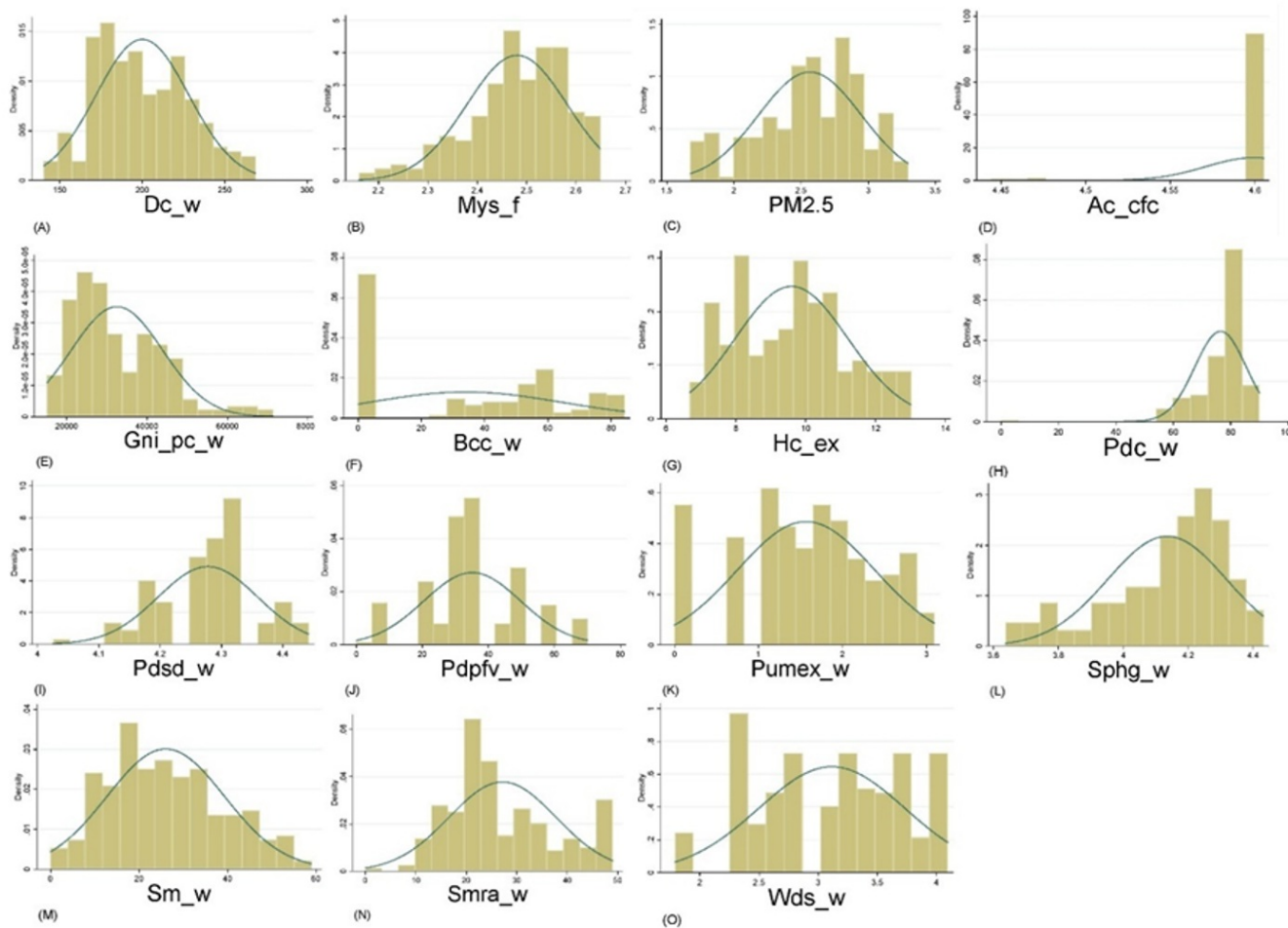
Variables	Obs	Mean	Std. Dev.	Min	Max
Dc_w	243	200.1289	28.07403	140.36	268.56
Mys_w	243	2.4802	0.1018	2.1603	2.6487
PM2.5	243	2.5660	0.3823	1.6741	3.2946
Ac_cfc	225	4.5993	0.0285	4.4441	4.6051
Gni_pc_w	243	32518.08	11339.21	15135.71	71316.82
Bcc_w	243	33.98156	30.50838	0	84.3
Hc_ex	243	9.5900	1.6147	6.6783	13.0168
Pdc_w	243	76.4609	8.96420	0	90
Pdsd_w	242	4.2779	0.0813	4.0253	4.4426
Pdpfv_w	242	35.1358	14.6471	0	70
Pumex_w	228	1.5657	0.81914	0	3.0910
Sphg_w	243	4.1345	0.1831	3.6375	4.4308
Sm_w	243	26.0493	13.2555	0	59
Smra_w	243	27.1687	10.5611	0	49
Wds_w	242	3.1156	0.6180	1.7917	4.0943

Notes: The command "sum" in Stata was employed.

The results from **Table 2** above indicate that the mean value of cancer-related deaths in women (Dc\_w), measuring a specific variable, is approximately 200.13, suggesting a central tendency around this figure. This variable exhibits a moderate level of variability, as indicated by its standard deviation of roughly 28.07. The minimum and maximum values of 140.36 and 268.56 demonstrate the range of observations.

Independent variables like average years of schooling among women (Mys\_w), PM2.5 exposure, and gross national income per capita among women (Gni\_pc\_w) exhibit distinct patterns. Mys\_w, with a mean of about 2.48 and a narrow standard deviation of 0.10, suggests relatively low variability. In contrast, Gni\_pc\_w displays substantial income disparities within the dataset, with a broad standard deviation of approximately 11339.21, reflecting significant variation in income per capita. These statistics collectively provide a comprehensive overview of the dataset, aiding in understanding the data's central tendencies, variability, and the extent of disparity or consistency within each variable.

The histograms presented in **Figure 3** unveil the diverse patterns exhibited by the research variables. Notably, these histograms indicate a departure from a normal distribution, potentially impacting the statistical significance of the estimated parameters within the Pooled OLS model. A QREG analysis can be employed to investigate these deviations further to enhance the robustness of the results.



**Figure 3.** Histogram of variables. The command " histogram" in Stata was employed.

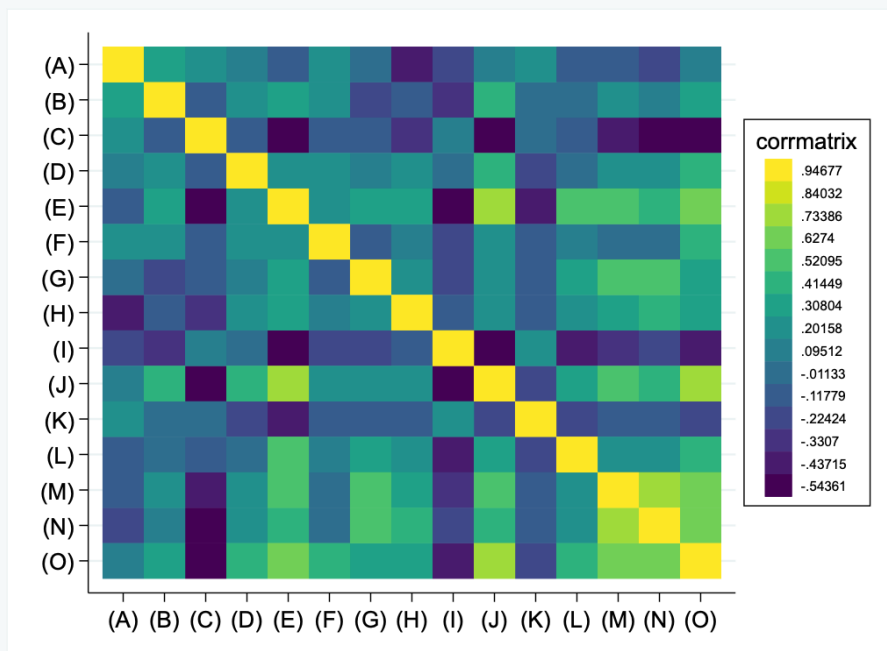
**Table 3** below shows an overview of the pairwise correlations between variables. Generally, these correlations are low, indicating a limited degree of association between the variables. Conversely, it is worth noting that the strongest correlation exists between the independent variables women who engage in physical activities and/or consume fruits and vegetables (Pdpfv\_w) and PM2.5 exposure, as well as Pdpfv\_w and gross national income per capita among women (Gni\_pc\_w). Even in this instance, the correlation coefficient remains below 0.8, signifying a significant but not overly strong relationship between these variables.

**Table 3.** Matrix of Correlations

Correlation (A)															
Variable	(A)	(B)	(C)	(D)	(E)	(F)	(G)	(H)	(I)	(J)	(K)	(L)	(M)	(N)	(O)
Dc_w (A)	1.000														
Mys_w (B)	0.4063***	1.000													
PM2.5 (C)	0.2215***	-0.0582	1.000												
Ac_cfc (D)	0.0455	0.1962**	-0.1253**	1.000											
Gni_pc_w (E)	-0.0310	0.2766***	-0.5336***	0.2311***	1.000										
Bcc_w (F)	0.3204***	0.2617***	-0.1070*	0.2344***	0.2336***	1.000									

Hc_ex (G)	-0.0929	-	-0.1715**	0.0661	0.3552***	-0.0790	1.000											
Pdc_w (H)	-	0.2617***	-	0.2132***	0.1212**	0.2435***	0.1542**	0.1360**	1.000									
Pdsd_w (I)	-	-0.1245**	-	0.2635***	0.1316**	-0.0258	-	0.4516***	-0.0792	-0.2067**	0.2674***	1.000						
Pdpfv_w (J)	0.1493**	0.3677***	-	0.5677***	0.4233***	0.6898***	0.2710***	0.2264***	0.2884***	-	0.2515***	1.000						
Pumex_w (K)	0.1660**	0.0122	0.0419	-	0.2612***	0.4472***	-0.1655**	-	0.2470***	-0.0607	0.2021**	-	0.2790***	1.000				
Sphg_w (L)	-0.1653**	-0.1205*	-0.1306**	-0.0431	0.4771***	0.0530	0.3687***	0.1706***	-	0.4790***	0.3256***	-	0.3386***	1.000				
Sm_w (M)	-	0.2012***	0.1061*	-	0.3709***	0.1525**	0.4619***	-0.0655	0.5050***	0.2956***	-0.1452**	0.4416***	-0.1395**	0.2359***	1.000			
Smra_w (N)	-	0.2641***	0.0685	-	0.4963***	0.2142**	0.4052***	-0.0037	0.4764***	0.3889***	-0.0762	0.4231***	-0.1585**	0.2219***	0.7671***	1.000		
Wds_w (O)	0.1168**	0.2802***	-	0.5081***	0.4442***	0.6735***	0.4130***	0.3331***	0.3592***	-	0.4034***	0.7026***	-	0.2550***	0.3936***	0.5260***	0.6389***	1.000

Pairwise Correlation Matrix (B)



**Notes:** In the context of statistical significance, the symbols \*\*\*, \*\*, and \* correspond to significance levels of 1%, 5%, and 10%, respectively. The command "pwwcorr" in Stata was employed.

**Table 4.** below shows the results from the Skewness and kurtosis test for normality in all variables in the model.

**Table 4.** Skewness and kurtosis test for normality

Variables	Skewness/Kurtosis tests for Normality				Obs
	Pr(Skewness)	Pr(Kurtosis)	adj chi2(2)	Statistic	
Dc_w	0.0609	0.0105	9.12	0.0105 **	243
Mys_w	0.0000	0.4952	16.21	0.0000 ***	243
PM2.5	0.0027	0.1707	9.74	0.0077 **	243
Ac_cfc	0.0000	0.0000	n.a.	0.0000 ***	225
Gni_pc_w	0.0000	0.0605	25.28	0.0000 ***	243
Bcc_w	0.7310	n.a.	n.a.	n.a.	243
Hc_ex	0.2182	0.0000	19.92	0.0000 ***	243
Pdc_w	0.0000	0.0000	n.a.	0.0000 ***	243
Pdsd_w	0.1503	0.6871	2.25	0.3246	242
Pdpfv_w	0.0421	0.8557	4.20	0.1227	242
Pumex_w	0.0193	0.0225	9.58	0.0083 *	228
Sphg_w	0.0000	0.5561	21.79	0.0000 ***	243
Sm_w	0.0367	0.0058	10.61	0.0050 **	243
Smra_w	0.0010	0.0236	13.65	0.0011 **	243
Wds_w	0.2197	0.0000	32.16	0.0000 ***	242

**Notes:** In the context of statistical significance, the symbols \*\*\*, \*\*, and \* correspond to significance levels of 1%, 5%, and 10%, respectively. The command "sktest" in Stata was employed; n.a. denotes unavailable.

The results from **Table 4** above show that several of the examined variables significantly deviate from a normal distribution. Variables like cancer mortality rate among women (Dc\_w), average years of schooling among women (Mys\_w), access to clean fuels for cooking (Ac\_cfc), PM2.5 exposure, gross national income per capita among women (Gni\_pc\_w), healthcare expenditure (Hc\_ex), self-perceived health as good or very good among women (Sphg\_w), share of women serving as ministers (Sm\_w), and share of women serving in regional assemblies (Smra\_w) exhibit clear departures from normality, with both skewness and kurtosis tests yielding very low p-values, signifying substantial non-normality.

On the other hand, independent variables like women engaging in daily cooking/housework activities (Pdc\_w), women who do not smoke and are not engaged in harmful drinking (Pdsd\_w), women who engage in physical activities and/or consume fruits and vegetables (Pdpfv\_w), and women with unmet needs for medical examinations (Pumex\_w) present somewhat mixed results, with significant kurtosis deviations but missing or less significant skewness information, implying potential distribution irregularities. The independent variable screening for breast and cervical cancer in women (Bcc\_w) poses a unique challenge; it displays significant right skewness but lacks kurtosis information, making it harder to determine overall distribution characteristics. **Table 5.** below are the results of the Pesaran CD test, which must be conducted before confirming the presence of unit roots in the variables.

**Table 5.** Pesaran CD test

Variables	CD-test	p-value	Obs
Dc_w	26.22	0.000 ***	243
Mys_w	39.02	0.000 ***	243
PM2.5	36.55	0.000 ***	243
Ac_cfc	n.a.	225	
Gni_pc_w	35.70	0.000 ***	243
Bcc_w	n.a.	243	
Hc_ex	53.17	0.000 ***	243
Pdc_w	0.71	0.475	243
Pdsd_w	n.a.	242	
Pdpfv_w	n.a.	242	
Pumex_w	n.a.	228	
Sphg_w	4.16	0.000 ***	243
Sm_w	8.55	0.000 ***	243
Smra_w	13.19	0.000 ***	243
Wds_w	n.a.	242	

**Notes:** In the context of statistical significance, the symbol \*\*\* corresponds to a significance level of 1%. The command "xtcd" in Stata was employed; n.a. denotes unavailable.

The results of **Table 5** above reveal substantial evidence of cross-sectional dependence among several variables in the dataset, as indicated by highly significant p-values. Notably, variables such as cancer-related deaths in women (Dc\_w), average years of schooling among women (Mys\_w), exposure to fine particulate matter (PM2.5), gross national income per capita among women (Gni\_pc\_w), total healthcare expenditure (Hc\_ex), self-perceived health as good or very good among women (Sphg\_w), share of women serving as ministers (Sm\_w), and share of women serving in regional assemblies (Smra\_w) all exhibit strong cross-sectional dependence, emphasizing the interrelatedness of observations across different cross-sectional units.

On the other hand, independent variables like daily cooking and/or housework activities (Pdc\_w) do not show significant cross-sectional dependence, suggesting relative independence among observations. However, it is essential to acknowledge that for some independent variables, such as access to clean fuels for cooking (Ac\_cfc), women who do not smoke and are not engaged in harmful drinking (Pdsd\_w), women who engage in physical activities and/or consume fruits and vegetables (Pdpfv\_w), unmet needs for medical examinations (Pumex\_w), and engagement in sporting, cultural, or leisure activities outside of the home at least daily or several times a week (Wds\_w), the CD test results are not available due to the existence of few observations for these variables to conduct a reliable CD test. The test requires a minimum number of observations to produce meaningful results. **Table 6** below brings out the unit root tests.

**Table 6.** Pesaran<sup>[48]</sup> Panel Unit Root test (CIPS)



Variables	Pesaran <sup>[48]</sup> Panel Unit Root test (CIPS)				
	Without trend			With trend	
	Lags	Zt-bar		Zt-bar	
Dc_w	0	-3.483	***	-3.833	***
	1	0.993		12.468	
Mys_w	0	-4.934	***	-0.079	
	1	-0.009		12.048	
PM2.5	0	-8.163	***	-4.986	***
	1	-3.036	***	12.468	
Ac_cfc	0	16.04		12.468	
	1	16.045		12.468	
Gni_pc_w	0	-0.193		0.196	
	1	-1.980	**	12.468	
Bcc_w	0	5.190		5.026	
	1	6.243		12.468	
Hc_ex	0	-4.370	***	-2.334	**
	1	-1.584	**	12.468	
Pdc_w	0	2.953		3.491	
	1	-0.531		12.468	
Pdsc_w	0	15.012		12.009	
	1	16.199		12.768	*
Pdpfv_w	0	14.889		12.011	
	1	15.939		12.367	*
Pumex_w	0	n.a.			
	1	n.a.			
Sphg_w	0	-0.068		0.486	
	1	-7.153	***	12.957	
Sm_w	0	-1.089		-1.255	
	1	-8.452	***	12.957	
Smra_w	0	-0.578		3.408	
	1	-4.858	***	12.957	
Wds_w	0	14.948		11.952	
	1	16.037		12.602	*

**Notes:** In the context of statistical significance, the symbols \*\*\*, \*\*, and \* correspond to significance levels of 1%, 5%, and 10%, respectively. The Stata command "xtunitroot" was employed; n.a. denotes unavailable.

Data presented in **Table 6** uncovers a nuanced pattern among variables, with cancer-related deaths in women (Dc\_w), average years of schooling among women (Mys\_w), gross national income per capita among women (Gni\_pc\_w), women who do not smoke and are not engaged in harmful drinking (Pdsc\_w), women who engage in physical activities and/or consume fruits and vegetables (Pdpfv\_w), self-perceived health as good or very good among women (Sphg\_w), share of women serving as ministers (Sm\_w), share of women serving in regional assemblies (Smra\_w), and engagement in sporting, cultural, or leisure activities outside of the home at least daily or several times a week (Wds\_w) displaying a borderline behavior between I(0) and I(1), suggesting a possible threshold effect in their

stationarity.

Conversely, the independent variables exposure to fine particulate matter (PM2.5) and total healthcare expenditure (Hc\_ex) are firmly established as stationary. Notably, the independent variables access to clean fuels for cooking (Ac\_cfc), daily cooking and/or housework activities (Pdc\_w), and women who do not smoke and are not engaged in harmful drinking (Pdsd\_w) emerge as non-stationary, albeit it is essential to acknowledge that the short temporal dimension in longitudinal data may have strongly influenced this lack of stationarity, primarily attributed to short-run events. This characteristic may not significantly impact pooled OLS estimation but could introduce some reservations when conducting robustness analysis using the quantile regression model. **Table 7** below discloses the multicollinearity tests.

Variable	Variance Inflation Factor tests	Mean-Variance Inflation Factor test
Dc_w	n.a.	2.85
Mys_w	1.79	
PM2.5	3.35	
Ac_cfc	2.01	
Gni_pc_w	3.86	
Bcc_w	1.45	
Hc_ex	1.93	
Pdc_w	1.41	
Pdsd_w	2.51	
Pdpfv_w	4.71	
Pumex_w	1.52	
Sphg_w	1.85	
Sm_w	4.15	
Smra_w	4.55	
Wds_w	4.78	

Notes: n.a. means "not applicable"; the command "vif" in Stata was employed.

The findings in **Table 7** demonstrate that VIF and mean VIF values are not a concern. The results show that VIF values are below 10, and the mean VIF value is below 5<sup>[55][56][57][58][59]</sup>. As a result, it can be confidently concluded that multicollinearity is unlikely to be a concern for both pooled OLS and QREG estimations, affirming the stability and reliability of the regression models. **Table 8** below presents the outcomes of the Wooldridge and Breusch-Pagan/Cook-Weisberg tests.

Panel autocorrelation test of Wooldridge	Heteroskedasticity test of Breusch-Pagan/Cook-Weisberg
F(1,24) = 1.608	chi2(1) = 7.74***

Notes: In the context of statistical significance, the symbol \*\*0 corresponds to significance levels of 1%. The commands "xtserial" and "hettest" in Stata were employed.

**Table 8.** above provides results from the Wooldridge autocorrelation test (H0: no first-order autocorrelation) and the Breusch-Pagan/Cook-Weisberg heteroskedasticity test (H0: constant variance). There are no indications of autocorrelation issues. However, due to heteroskedasticity, employing the "robust" option in estimation is advisable, ensuring the reliability of the regression model results.

After conducting a series of initial assessments to detect potential concerns related to non-normality, unit roots, multicollinearity, autocorrelation, or heteroskedasticity that might influence the subsequent model regressions, this study proceeds to implement the Pooled OLS regression. As previously noted, this regression is the core model in our empirical analysis. Consequently, the results of both the Pooled OLS and Pooled OLS robust approaches are displayed in **Table 9**.

**Table 9.** Pooled OLS models

Independent variables	Explained variable (Dc_w)						
	Pooled OLS				Pooled OLS Robust		
	Param.	t	P >  t	Signif.	t	P >  t	Signif.
Mys_w	43.3254	2.47	0.014	**	2.64	<0.001	***
PM2.5	21.0829	3.16	<0.001	***	3.55	<0.001	***
Ac_cfc	-126.2829	-1.92	0.056	**	-3.19	<0.001	***
Gni_pc_w	-0.0002	-1.03	0.303		-1.09	0.278	
Bcc_w	0.1140	2.08	0.039	**	1.93	0.055	**
Hc_ex	3.6832	3.08	<0.001	***	2.40	0.017	**
Pdc_w	-80.2508	-5.38	<0.001	***	-6.31	<0.001	***
Pdsd_w	-0.7193	-2.02	0.045	**	-1.99	0.048	**
Pdpfv_w	0.5258	2.54	0.012	**	2.48	0.014	**
Pumex_w	7.2768	3.45	<0.001	***	3.30	<0.001	***
Sphg_w	-42.2525	-4.02	<0.001	***	-4.14	<0.001	***
Sm_w	-0.2949	-1.40	0.163		-1.40	0.163	
Smra_w	-0.8526	-3.17	<0.001	***	-3.12	<0.001	***
Wds_w	22.6169	4.74	<0.001	***	3.91	<0.001	***
Const	1093.871	3.62	<0.001	***	5.69	<0.001	***
Number of obs		209			209		
F(14, 194)		16.59			30.13		
Prob. F		0.001***			<0.001***		
R <sup>2</sup>		0.5448			0.5448		
Adj R <sup>2</sup>		0.5120			n.a.		
Root MSE		19.801			19.801		

Notes: In the context of statistical significance, the symbols \*\*\* and \*\* correspond to 1% and 5% significance levels, respectively. The Stata commands "reg" and "reg robust" were employed; n.a. means not applicable.

The results presented in **Table 9** reveal key associations derived from the Pooled OLS and OLS Robust estimators. Several independent variables exhibit significant relationships with women's cancer mortality in the EU. Notable positive associations were observed for variables such as average years of schooling among women (Mys\_w), exposure to fine particulate matter (PM2.5), screening for breast and cervical cancer (Bcc\_w), total healthcare expenditure (Hc\_ex), engagement in physical activities and/or

consumption of fruits and vegetables (Pdpfv\_w), unmet needs for medical examinations (Pumex\_w), and participation in sporting, cultural, or leisure activities (Wds\_w). The corresponding coefficients for these variables were 43.33, 21.08, 0.11, 3.68, 0.53, 7.28, and 22.62, respectively, suggesting that increases in these factors are linked to higher cancer mortality rates among women, with each coefficient representing cancer-related deaths per 100,000 women.

For instance, Exposure to Fine Particulate Matter (PM2.5) is associated with a 21.08 increase in cancer-related deaths per 100,000 women. An increase of 1  $\mu\text{g}/\text{m}^3$  in PM2.5 exposure is associated with a rise of 21.08 cancer-related deaths per 100,000 women.

Conversely, several variables demonstrated statistically significant negative associations with cancer mortality. These include Access to Clean Fuels for Cooking (Ac\_cfc), Daily Cooking and/or Housework Activities (Pdc\_w), Self-perceived Health as Good or Very Good (Sphg\_w), and The Share of Women Serving in Regional Assemblies (Smra\_w). The corresponding coefficients were -126.28, -80.25, -42.25, and -0.85, respectively, suggesting that improvements in these factors are associated with lower cancer mortality rates among women, with each coefficient representing cancer-related deaths per 100,000 women.

It is worth noting that two variables, Gross National Income per Capita Among Women (Gni\_pc\_w) and The Share of Women Serving as Ministers (Sm\_w), were statistically insignificant. This lack of significance suggests that these variables do not have a discernible impact on women's cancer mortality in the EU context.

To enhance model simplicity and interpretability, we developed a parsimonious econometric model by excluding statistically insignificant variables. This approach balances explanatory power with reduced model complexity, thereby minimizing overfitting and improving the model's generalizability. Based on these criteria, Gni\_pc\_w was excluded from the final model due to its low statistical significance and comparatively small coefficient relative to Sm\_w, which, while also insignificant, had a higher coefficient.

The resulting parsimonious model, presented in **Table 10**, provides a streamlined yet robust representation of the key relationships within the data. This approach enhances the model's interpretability while maintaining its essential explanatory power, allowing for clearer insights into the factors influencing women's cancer mortality in the EU.

**Table 10.** Pooled OLS - Parsimonious Model

Independent variables	Explained variable (Dc_w)						
	Pooled OLS				Pooled OLS Robust		
	Param.	t	P >  t	Signif.	t	P >  t	Signif.
Mys_w	39.9054	2.32	<0.001	***	2.44	<0.001	***
PM2.5	23.2982	3.69	<0.001	***	3.96	<0.001	***
Ac_cfc	-126.2197	-1.92	<0.001	***	-3.17	<0.001	***
Bcc_w	0.1194	2.19	<0.001	***	2.01	<0.001	***
Hc_ex	3.6475	3.05	<0.001	***	2.37	<0.001	***
Pdc_w	-83.62998	-5.75	<0.001	***	-6.66	<0.001	***
Pdsd_w	-0.6109	-1.80	<0.001	***	-1.69	<0.001	***
Pdpfv_w	0.5260	2.54	<0.001	***	2.47	<0.001	***
Pumex_w	8.2074	4.31	<0.001	***	4.20	<0.001	***
Sphg_w	-43.9824	-4.24	<0.001	***	-4.35	<0.001	***
Sm_w	-0.3641	-1.83	<0.001	***	-1.80	<0.001	***
Smra_w	-0.7624	-2.99	<0.001	***	-2.78	<0.001	***
Wds_w	21.4218	4.63	<0.001	***	3.75	<0.001	***
Const	1103.974	3.65	<0.001	***	5.64	<0.001	***
Number of obs		209			209		
F(13, 195)		17.78			33.42		
Prob. F		0.001***			0.001***		
R <sup>2</sup>		0.5423			0.5423		
Adj R <sup>2</sup>		0.5118			n.a.		
Root MSE		19.804			19.804		

Notes: In the context of statistical significance, the symbol \*\*\* corresponds to significance levels of 1%. The Stata commands "reg" and "reg robust" were employed; n.a. means not applicable.

The results from the Parsimonious Model, presented in **Table 10**, reveal significant associations identified through both the Pooled OLS and Pooled OLS Robust estimators. Several independent variables, including average years of schooling among women (Mys\_w), exposure to fine particulate matter (PM2.5), screening for breast and cervical cancer (Bcc\_w), total healthcare expenditure (Hc\_ex), engagement in physical activities and/or consumption of fruits and vegetables (Pdpfv\_w), unmet needs for medical examinations (Pumex\_w), and participation in sporting, cultural, or leisure activities outside the home (Wds\_w), show a positive correlation with women's cancer mortality in the EU. These variables exhibit statistically significant effects, with coefficients of 39.91, 23.30, 0.12, 3.65, 0.53, 8.21, and 21.42, respectively. This suggests that increases in these factors are associated with higher cancer mortality rates, with each coefficient representing cancer-related deaths per 100,000 women.

For instance, Exposure to Fine Particulate Matter (PM2.5) is associated with a 23.30 increase in cancer-related deaths per 100,000 women. An increase of 1  $\mu\text{g}/\text{m}^3$  in PM2.5 exposure is associated with a rise of 23.30 cancer-related deaths per 100,000 women.

In contrast, another set of independent variables demonstrates significant negative associations with cancer mortality. These include access to clean fuels for cooking (Ac\_cfc), daily cooking and/or housework activities (Pdc\_w), self-perceived health as good or very good (Sphg\_w), the share of women serving in regional assemblies (Smra\_w), and the share of women serving as ministers (Sm\_w). These variables also yield statistically significant effects, with coefficients of -126.22, -83.63, -43.98, -0.61, and -0.76, respectively. These findings suggest that improvements in these factors are linked to reductions in cancer mortality among women in the EU, with

each coefficient representing cancer-related deaths per 100,000 women.

A comparative analysis of the results in **Tables 9** and **10** highlights an increase in the coefficient values of independent variables after removing gross national income per capita among women (Gni\_pc\_w) from the model. Furthermore, in this refined model, all included variables achieve statistical significance at the 1% level. This outcome validates the decision to exclude statistically insignificant variables with low coefficients, reinforcing the model's enhanced performance and precision. To further ensure the stability and reliability of the results, the study employed Quantile Regression (QREG) models for robustness checks. These models, detailed in the methodology, provide insights across the 25th, 50th, 75th, and 95th quantiles. The findings from this robustness assessment are presented in **Table 11**, offering a comprehensive evaluation of the relationships between the variables and cancer mortality rates across different quantiles.

**Table 11.** QREG model- Robustness check

Independent variables	Explained variable (Dc_w)									
	Quantiles									
	.25Q		.5Q		.75Q		.95Q			
Mys_w	59.2516	<0.001 ***	38.6941	0.098 **	2.0866	0.927	6.6830	0.647		
PM2.5	26.8654	<0.001 ***	26.1738	<0.001 ***	31.6462	<0.001 ***	52.9553	<0.001 ***		
Ac_cfc	-63.1345	0.369	-77.8609	0.382	-168.7658	0.054 *	-136.1914	<0.001 ***		
Bcc_w	0.01695	0.771	0.0291	0.694	0.3301	<0.001 ***	0.2589	<0.001 ***		
Hc_ex	1.6778	0.189	1.7558	0.279	4.7761	<0.001 ***	0.7876	0.437		
Pdc_w	-1.3627	<0.001 ***	-1.6285	<0.001 ***	-1.0912	<0.001 ***	-0.3400	0.050 **		
Pdsd_w	-0.5950	0.102	-0.3598	0.435	-0.2236	0.620	-0.3751	0.194		
Pdpfv_w	0.3209	0.147	0.4255	0.130	0.5904	0.032 **	1.0076	<0.001 ***		
Pumex_w	10.0182	<0.001 ***	9.8589	<0.001 ***	10.8997	<0.001 ***	9.3933	<0.001 ***		
Sphg_w	-54.6203	<0.001 ***	-51.9469	<0.001 ***	-38.0213	<0.001 ***	-37.3136	<0.001 ***		
Sm_w	-0.22897	0.283	-0.3522	0.193	0.0088	0.973	-0.0948	0.575		
Smra_w	-0.0962	0.723	-0.3833	0.267	-1.4306	<0.001 ***	-1.0287	<0.001 ***		
Wds_w	10.7633	0.030 **	19.6644	<0.001 ***	33.56417	<0.001 ***	30.0458	<0.001 ***		
Const	569.6967	0.078 *	668.0946	0.103	1001.103	<0.001 ***	782.7262	<0.001 ***		

Notes: In statistical significance, the symbols **\*\*\***, **\*\***, and **\*** correspond to significance levels of 1%, 5%, and 10%, respectively. The command "qreg, quantile (.25.5.75.95)" in Stata was employed.

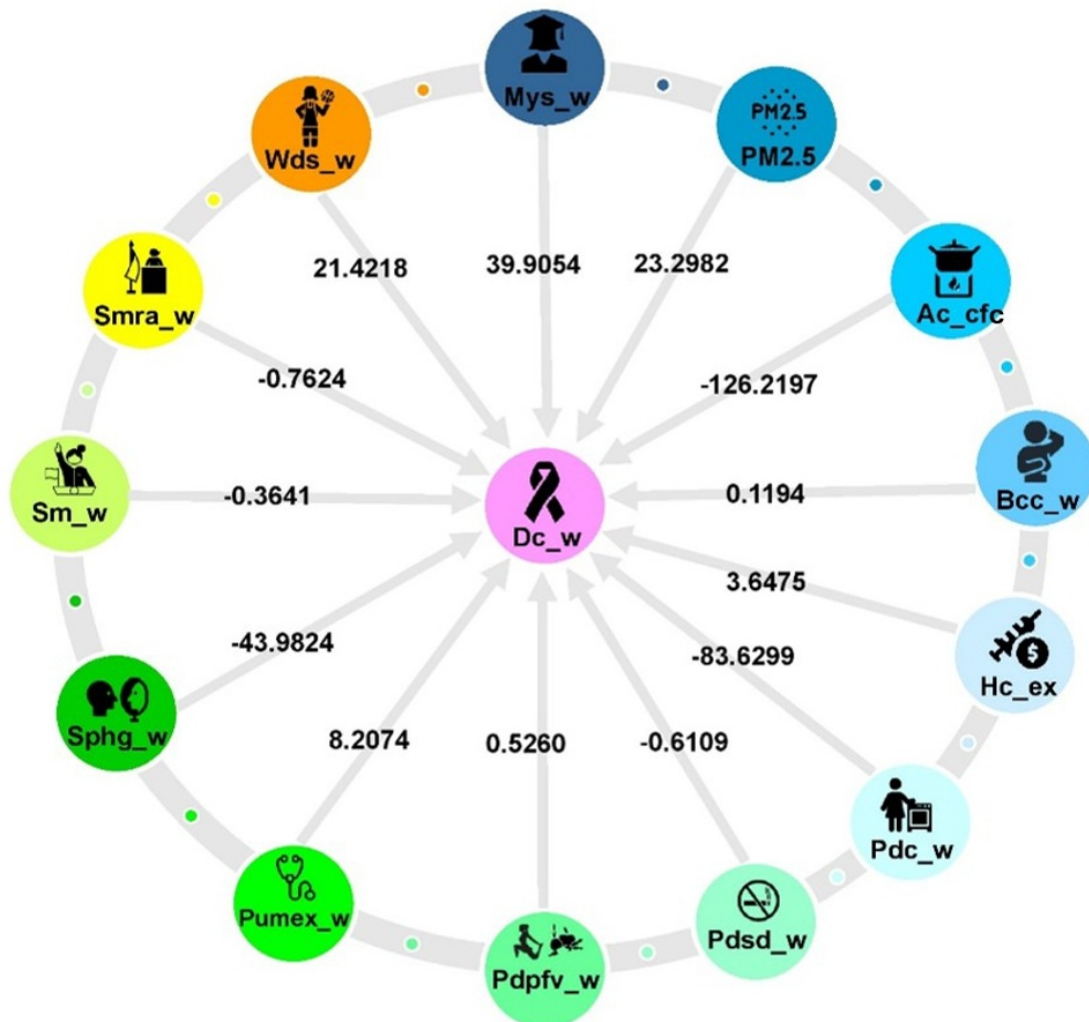
The findings presented in **Table 11** detail the outcomes of the Quantile Regression (QREG) analysis, offering nuanced insights into the factors influencing cancer-related deaths in women (Dc\_w). The results indicate that average years of schooling among women (Mys\_w) positively impacts cancer-related deaths in the 25th and 50th quantiles. Similarly, exposure to fine particulate matter (PM2.5) consistently demonstrates a positive association with cancer-related deaths across all quantiles, highlighting its pervasive influence.

In contrast, access to clean fuels for cooking (Ac\_cfc) is associated with a reduction in cancer-related deaths in the 75th and 95th quantiles. Conversely, screening for breast and cervical cancer (Bcc\_w) shows a positive association with cancer-related deaths in the same quantiles. Total healthcare expenditure (Hc\_ex) is positively associated with cancer-related deaths in the 75th quantile, while daily cooking and/or housework activities (Pdc\_w) consistently demonstrate a negative association across all quantiles. Interestingly, women who do not smoke and are not engaged in harmful drinking (Pdsd\_w) does not exhibit a measurable impact on cancer-related

deaths.

Additional results indicate that women engaging in physical activities and/or consuming fruits and vegetables (Pdpfv\_w) positively impact cancer-related deaths in the 75th and 95th quantiles. Unmet needs for medical examinations (Pumex\_w) exhibit a positive association across all quantiles, while self-perceived health as good or very good among women (Sphg\_w) is consistently linked to a reduction in cancer-related deaths across all quantiles. The share of women serving as ministers (Sm\_w) does not demonstrate a significant effect, but the share of women serving in regional assemblies (Smra\_w) shows a negative association in the 75th and 95th quantiles. Additionally, engagement in sporting, cultural, or leisure activities outside the home at least daily or several times a week (Wds\_w) consistently correlates with increased cancer-related deaths across all quantiles.

These QREG results broadly corroborate the findings obtained from the Pooled OLS regression, affirming the robustness of the model across diverse analytical methodologies. **Figure 4** provides a comprehensive summary of these empirical results, contextualized within the outcomes presented in **Table 10**.



**Figure 4.** Summary of empirical results: This figure has been derived from the outcomes presented in **Table 10** above. The authors created this figure.

In analysing the relationship between access to clean cooking fuels and cancer mortality, we observed a statistically significant negative association between greater access to clean fuels (e.g., natural gas, electricity) and cancer mortality rates among women

across the EU. Specifically, regions with higher adoption of clean fuels demonstrated lower cancer mortality rates. In contrast, exposure to elevated levels of particulate matter (PM<sub>2.5</sub>) and limited access to healthcare were associated with higher cancer mortality rates. These findings underscore the critical role of environmental quality and healthcare infrastructure in shaping public health outcomes, highlighting the need for policies aimed at improving both environmental conditions and healthcare accessibility to reduce cancer mortality.

The following section will provide potential explanations for the empirical results presented in **Table 10** above.

## 4. Discussion

In this section, they offer potential explanations for the observed empirical results. Nevertheless, it is imperative to underscore that further studies may be necessary to confirm these findings definitively. They are building upon the findings presented in **Table 10** in the previous section.

This study uses population-level data to assess the relationship between access to clean fuels and cancer mortality among women in the European Union. This approach allows for a broad examination of the socio-environmental factors influencing health at the population level. Ecological studies are widely accepted in public health research for identifying general trends and informing policy, especially when individual-level data is not feasible or available. Thus, while our findings suggest trends that could inform public health policy, they should be seen as indicative rather than definitive of individual-level effects.

The primary independent variable in this empirical study, access to clean fuels for cooking, is associated with decreased women's cancer mortality in the EU. Some literature has reported a correlation between access to clean fuels or technologies, such as natural gas, electricity, and clean cookstoves, and decreased cancer mortality<sup>[60][12][13][14]</sup>. In the study conducted by Yu et al.<sup>[60]</sup>, a positive association was identified between the use of solid fuels and an increased risk of cardiovascular mortality and all-cause mortality, which includes cancer-related mortality. Conversely, participants who had transitioned to clean cooking fuels in the past exhibited a lower risk of both cardiovascular and all-cause mortality. The reduced risk is linked to decreased indoor and outdoor air pollution caused by using clean energy sources.

This concept is further corroborated by Yu et al.<sup>[12]</sup>, where the individuals who use clean cooking fuels experience substantially lower mortality risks, making a compelling case for promoting their widespread adoption. Compared to persistent solid fuel users, persistent clean fuel users had notably reduced all-cause mortality (with a hazard ratio of 1.19), cardiovascular mortality (HR 1.24), and respiratory mortality (HR 1.43). Furthermore, the study demonstrated that transitioning from solid fuels to clean fuels led to a swift and substantial reduction in excess mortality risks by cancer, with the data revealing a decrease of more than 60% within five years of making this transition.

Yang et al.<sup>[13]</sup> provide a comprehensive perspective on the critical health implications of solid fuel usage. Their analysis underscores that solid fuels are associated with some of the most significant risk factors for various diseases, notably including pneumonia, chronic obstructive pulmonary disease (COPD), ischemic cardiovascular and cerebrovascular diseases, lung cancer, and cognitive decline. These health risks collectively impose substantial social and healthcare burdens worldwide. Conversely, adopting clean fuels and technologies is linked to decreasing these disease risk factors, positively impacting public health. Furthermore, the authors emphasise that promoting the transition from solid to clean fuels enhances global public health, upholding human rights and protecting the environment. This holistic view reinforces the notion that advancing clean fuel solutions is a multifaceted approach that can yield profound benefits by improving health outcomes, respecting individual rights, and contributing to environmental preservation. In the



study conducted by Tian et al.<sup>[14]</sup>, a noteworthy conclusion emerges: Individuals who made the transition from biomass to clean fuels experienced a significant decrease in their risk of cancer-related mortality (HR: 0.81, 95% CI: 0.72-0.95) as well as a lowered risk for mortality from all causes (HR: 0.76, 95% CI: 0.64-0.93). Similarly, those who switched from fossil fuels to clean fuels significantly reduced their overall mortality risk (HR: 0.77, 95% CI: 0.62-0.93). In other words, this research highlights a compelling association between using clean cooking fuels and a diminished risk of cancer and all-cause mortality within the elderly population, under-scoring the potential health benefits of clean energy adoption in cooking practices.

Furthermore, these findings are intricately linked to the notable prevalence of households with access to clean fuels and advanced technologies, including natural gas, electricity, and clean cookstoves within the EU. In most EU member states, access to such clean energy sources has achieved remarkable levels, with nearly all countries reaching 100% adoption (% of the population) during the period under analysis. Notably, even in the case of Romania, where adoption rates are slightly lower, clean fuel access stood at a commendable 87.7% in the year 2021<sup>[19]</sup>. Indeed, the high level of access to clean energy sources in most EU countries is closely related to several efficiency initiatives implemented by the EU to enhance energy efficiency in households and buildings, promote the consumption of clean energy sources, and reduce indoor and outdoor air pollution<sup>[61]</sup>. Several EU nations have implemented various strategies and mechanisms to work towards this objective, aligning with the guidelines outlined in the European Parliament and the Council's Directive (2010/31/EU). These initiatives encompass building performance standards, informative resources, building energy codes, and financial incentives, such as subsidies and tax credits<sup>[62]</sup>.

These initiatives might be connected to an increased representation of women in ministerial and regional assembly roles. Such a scenario often leads to a stronger focus on policies that promote clean energy and sustainability<sup>[63]</sup>. Governments striving for gender equality tend to be more attuned to public health, family well-being, the environment, and gender disparities. Consequently, they are more inclined to implement regulations and initiatives that expand access to clean energy resources. This potential explanation supports the outcomes of the independent variables' share of women serving as ministers and the proportion of women serving as members of regional assemblies.

Follows the explanation of results for the other independent variables within the econometric model, which comprise average years of schooling among women, PM2.5, screening for breast and cervical cancer in women, total healthcare expenditure, women engaging in daily cooking and/or housework activities, women who do not smoke and are not engaged in harmful drinking, women who engage in physical activities and/or consume fruits and vegetables, women with unmet needs for medical examinations, women who self-perceive their health as good or very good, share of women serving as ministers, the proportion of women serving as members of regional assemblies, and women who engage in sporting, cultural, or leisure activities outside of their home at least daily or several times a week. An unexpected finding has emerged regarding the variable average years of schooling among women's impact on women's cancer mortality in Europe. These findings reveal an unexpected increase in cancer mortality rates by 39.9054, as indicated by Gedefaw et al.<sup>[22]</sup>, Raghupathi and Raghupathi<sup>[23]</sup>, and Vaccarella et al.<sup>[24]</sup>. This result challenges the conventional belief that higher education levels lead to reduced cancer mortality.

The EU has a notably high proportion of highly educated women, but significant educational disparities persist within the EU. For instance, Romania has the lowest percentage of women aged 25-34 with tertiary education at 25%, while Ireland stands out with the highest rate at 62%, according to Eurostat<sup>[64]</sup>. These disparities result from a complex interplay of factors, including historical gender norms, economic disparities, and cultural beliefs that limit women's educational opportunities.

The surprising impact on cancer mortality rates can be linked to the lower proportion of highly educated women in most EU countries. Prior research consistently shows that lower educational levels in women are associated with higher cancer mortality rates, as indicated

by Bahk et al.<sup>[65]</sup>, Barcelo et al.<sup>[66]</sup>, and Vaccarella et al.<sup>[24]</sup>. Women with limited education often face barriers to healthcare access, increased exposure to cancer risk factors, and limited awareness of cancer prevention. This result is supported by findings related to key independent variables, such as screening for breast and cervical cancer in women, women who engage in physical activities and/or consume fruits and vegetables, women with unmet needs for medical examinations, and women who engage in sporting, cultural, or leisure activities outside of their home at least daily or several times a week.

In summary, the unexpected relationship between education and cancer mortality in European women suggests that the lower proportion of highly educated women in most countries may play a significant role. This conclusion aligns with prior research that consistently establishes an association between lower education levels in women and increased cancer mortality rates, as seen in the studies by Bahk et al.<sup>[65]</sup>, Barcelo et al.<sup>[66]</sup>, Vaccarella et al.<sup>[24]</sup>, and Koengkan et al.<sup>[61]</sup>.

The influence of PM<sub>2.5</sub>, a type of air pollution, on women's cancer-related mortality rates in the EU is substantial, denoted by a coefficient of 23.2982. Exposure to PM<sub>2.5</sub> is established as a cancer risk factor, and women in EU urban areas typically encounter higher PM<sub>2.5</sub> levels than those residing in rural regions<sup>[67][68]</sup>. These findings heightened that exposure contributes significantly to the increased women's cancer mortality rates<sup>[67][68]</sup>.

In 2019, Bulgaria (19.6 µg/m<sup>3</sup>) and Poland (19.3 µg/m<sup>3</sup>) reported elevated PM<sub>2.5</sub> levels in urban areas within the EU, followed by Romania (16.4 µg/m<sup>3</sup>) and Croatia (16 µg/m<sup>3</sup>). In contrast, Estonia (4.8 µg/m<sup>3</sup>), Finland (5.1 µg/m<sup>3</sup>), and Sweden (5.8 µg/m<sup>3</sup>) recorded lower PM<sub>2.5</sub> concentrations in urban areas<sup>[69]</sup>. Various studies have solidified the connection between PM<sub>2.5</sub> exposure and cancer mortality in women (e.g., Guo et al.<sup>[70]</sup>; Turner et al.<sup>[68]</sup>; Prada et al.<sup>[25]</sup>; Liu et al.<sup>[26]</sup>), as it amplifies cancer risk by inducing inflammation and lung damage, rendering the lungs more susceptible to cancer-causing agents. This association may also be influenced by lower educational levels and income, which can lead women to reside in areas with subpar air quality due to housing constraints or financial limitations, increasing their exposure to PM<sub>2.5</sub><sup>[71]</sup>. Additionally, limited access to healthcare for women can create substantial barriers to timely cancer screening, diagnosis, and treatment<sup>[72]</sup>. This situation often results in the detection of cancer at a more advanced and less treatable stage, ultimately contributing to the heightened cancer mortality associated with PM<sub>2.5</sub> exposure.

Empirical findings show that the independent variable screening for breast and cervical cancer in women significantly raises cancer mortality among women by 0.1194, contrary to the expected link between screening participation and lower mortality<sup>[28]</sup>. In specific EU countries, breast and cervical cancer screening rates have been inadequate, notably falling below 70% for breast cancer and under 50% for cervical cancer<sup>[73]</sup>.

This limited screening rate is due to a lack of awareness, financial constraints, transportation issues, language barriers, and cultural beliefs discouraging participation. Improving rates necessitates raising awareness, affordability, accessibility, language support, and cultural sensitivity<sup>[73][28]</sup>.

The impact of screening for breast and cervical cancer in women on increased cancer mortality may also be linked to insufficient investments in screening services in select EU countries<sup>[74]</sup>. Inadequate healthcare investments are evident, with subsequent findings indicating a connection between healthcare expenditure and increased women's cancer mortality.

Constraints of time and demanding workloads also play a role in these patterns. Kamanga and Stones<sup>[72]</sup> note that busy schedules and family commitments hinder women's health prioritisation, causing delayed medical appointments and work-related stress that leads to postponing screenings. Furthermore, low screening rates are associated with the underrepresentation of educated women in certain EU countries, with limited awareness and education about early detection contributing to these rates. Access limitations, cultural

norms, personal beliefs, and healthcare system inefficiencies further deter screenings<sup>[72]</sup>. Eurostat<sup>[73]</sup> and Yang et al.<sup>[13]</sup> support these findings, highlighting the hindrances of long wait times and rigid scheduling.

As in Starfield et al.<sup>[29]</sup> and Akinyemiju et al.<sup>[30]</sup>, the empirical findings point to the influence of the independent variable total healthcare expenditure, associated with a notable increase of 3.6475 in cancer mortality among women. This unexpected effect on cancer mortality rates may be linked to low per capita healthcare expenditures in specific EU countries.

Surprisingly, contrary to expectations, Eurostat<sup>[75]</sup> point out that several EU countries reported relatively modest healthcare expenditure levels in 2020 (Lithuania, Slovakia, Latvia, Hungary, Poland, Croatia, Bulgaria, and Romania). McKee et al.<sup>[76]</sup>, Allemani et al.<sup>[77]</sup>, and Jemal et al.<sup>[78]</sup> support that this low expenditure can contribute to elevated cancer mortality rates through a variety of mechanisms, including restricted healthcare services, overdue diagnosis and treatment, limited screening and prevention investments, and low quality and insufficient caring services. The impact of the independent variable total healthcare expenditure on the rise in cancer mortality among women indicates healthcare expenditure patterns.

The results demonstrate that the variable women engaging in daily cooking and/or housework activities are associated with a decrease of -83.62998 in cancer mortality among women<sup>[31][32][33][34][35]</sup>. Engaging in daily cooking and household activities among women in the EU can potentially contribute to lower cancer mortality rates through various mechanisms. These activities promote healthier diets by allowing control over ingredients and cooking methods, resulting in well-rounded and nutritious meals. Additionally, housework involves physical activity, which is linked to reduced risks of cancers like breast, colorectal, and endometrial cancer. Furthermore, these activities may serve as stress-relievers, potentially reducing chronic stress levels associated with increased cancer risk<sup>[79]</sup>. Significantly, the impact of daily cooking and household activities on cancer mortality rates is influenced by multiple factors.

The empirical findings indicate that the independent variable, women who do not smoke and are not engaged in harmful drinking, is linked to a significant reduction of -0.6109 in the EU's women's cancer mortality. This reduction can be attributed to the low prevalence of "women who neither smoke nor engage in harmful drinking" behaviours. As Anand et al.<sup>[36]</sup> and Lugo et al.<sup>[37]</sup> point out, it is well-established that refraining from smoking and excessive alcohol consumption significantly reduces the risk of women's cancer mortality. However, concerning trends are observed in the EU, with a decrease in the proportion of "women who neither smoke nor engage in harmful drinking" behaviours. EU countries have implemented policies and campaigns to reduce alcohol and tobacco consumption<sup>[80][81]</sup>. Continued efforts in promoting healthy behaviours and raising awareness about the risks associated with smoking and harmful drinking are essential to reduce women's cancer mortality rates in the EU.

Empirical results indicate that the independent variable, women who engage in physical activities and/or consume fruits and vegetables, is associated with a 0.5260 increase in cancer mortality among women. The surprising link between "women engaging in physical activities and consuming fruits and vegetables" and increased "cancer mortality" may be linked to the low levels of physical activity and insufficient fruit and vegetable consumption among women in the EU. For example, Eurostat<sup>[82]</sup>, European Commission<sup>[83]</sup>, Eurofound<sup>[84]</sup>, and Baskin and Galligan<sup>[85]</sup> point out that various factors contribute to these patterns, including socio-cultural norms, gender conventions, inadequate access to amenities, temporal restrictions, lack of awareness, and body image concerns.

This outcome could also be attributed to lower education levels, as highlighted by Pem and Jeewon<sup>[86]</sup> and Assari and Lankaran<sup>[87]</sup>. Individuals with less education often lack proper nutrition knowledge and may encounter misinformation about healthy dietary habits, particularly concerning fruits and vegetables. This educational disparity might contribute to the observed fruit and vegetable intake patterns among women in certain EU countries. Droomers et al.<sup>[88]</sup> also stressed that lower education levels are linked to decreased physical action engagement.

Income can also be expected to contribute to the problem. Limited economic conditions frequently lead people to prioritise cheaper and more caloric food over fresh food, as noted by Assari and Lankarani<sup>[87]</sup>. Fruits and vegetables are generally costly, relatively cheaper, and more caloric than other foods. The gender pay gap in the EU could make it harder for women to afford healthy food.

Furthermore, time constraints and workloads could be influencing these results. As Palmer et al.<sup>[89]</sup> mentioned, women often juggle multiple roles, including paid employment and caregiving responsibilities. This situation can make meal preparation and planning more challenging, resulting in a preference for convenience foods over cooking with fruits and vegetables. Additionally, these responsibilities might limit their capacity to prioritise their nutritional needs.

Moreover, time constraints and workloads also impact women's engagement in physical activities<sup>[90]</sup>. The link between lower engagement in physical activities among women in the EU and its potential influence on cancer mortality is supported by the variable women who engage in sporting, cultural, or leisure activities outside their homes at least daily or several times a week.

The empirical results reveal a significant association between the independent variable women with unmet medical examination needs and an 8.2074 increase in women's cancer mortality in the EU. Collins et al.<sup>[91]</sup> support that this increase is linked to unmet medical examination needs, inadequate access to healthcare, waiting lists, economic difficulties, distance, and derisory perception. Various EU age groups reported unfilled health needs. Eurostat<sup>[92]</sup> points out that older age groups frequently cited reasons such as expenses, distance, and waiting lists.

The justifications behind the lack of satisfied health needs differ in different EU member states. The primary issue was the expense in several member states, including Belgium, Bulgaria, Greece, France, Italy, Cyprus, Latvia, Luxembourg, Austria, Portugal, and Romania. For example, waiting lists occurred extensively in Estonia, Ireland, Spain, Lithuania, Poland, Slovenia, Slovakia, Finland, Sweden, and Norway. Some countries, such as Czechia, Denmark, Germany, Croatia, Hungary, Malta, the Netherlands, and Switzerland, Eurostat<sup>[92]</sup> point out that reign in a cautious approach of delay and do. Besides, this outcome could likewise be connected to low rates of the aged 50 to 69 women undertaking screenings for breast and cervical cancer. Obstacles to screening and previously identified low healthcare investments might contribute to this phenomenon.

The empirical results demonstrate a significant reduction in cancer mortality among women in the EU due to the independent variable women who self-perceive their health as good or very good, with a substantial decrease of -43.9824. This reduction is associated with women's health self-perception as good or excellent. Positive self-perceived health is linked to the adoption of healthy behaviours, seeking timely medical care, and better adherence to medical recommendations, ultimately leading to early cancer detection and improved treatment outcomes (e.g., Chida et al.<sup>[93]</sup>; World Cancer Research Fund/American Institute for Cancer Research<sup>[79]</sup>).

In the EU, 66% of women self-perceive their health as good or very good. Countries with the highest percentages of women reporting positive self-perceived health include Ireland, Greece, Cyprus, Luxembourg, Belgium, the Netherlands, Italy, Norway, Iceland, Austria, and Sweden. Conversely, countries with the lowest percentages of women reporting positive self-perceived health are Lithuania, Latvia, Estonia, Hungary, Germany, Slovakia, and Croatia<sup>[94]</sup>. Previous research by Korn et al.<sup>[44]</sup> also supports the finding that individuals with a positive self-perception of health tend to engage in healthier behaviours and have improved health outcomes, including lower cancer mortality.

The empirical results reveal that the independent variables share of women serving as ministers and the proportion of women serving as members of regional assemblies significantly reduce cancer mortality among women in the EU, with reductions of -0.3641 and -0.7624, respectively. This reduction can be attributed to the influence of women serving as parliament and regional assembly members. Gender-responsive policies and healthcare decision-making led by women in positions of power prioritise gender-specific health issues,

including cancer prevention and healthcare access<sup>[45]</sup>.

Having women in political leadership can result in policy initiatives supporting cancer prevention programs, early detection strategies, and improved healthcare infra-structure. This case promotes awareness, education, and access to cancer screening and treatment services for women, ultimately leading to better health outcomes and potentially reducing cancer mortality rates. Gender equality and women's empowerment also influence women's healthcare-seeking behaviours, as empowered women prioritise their health, engage in preventive measures, and make informed healthcare decisions<sup>[21]</sup>. In the EU, women comprised approximately 40% of the European Parliament in 2021<sup>[95]</sup>. The representation of women in national parliaments varies among EU countries, with higher proportions in Sweden, Finland, Belgium, and Spain and lower proportions in Malta, Cyprus, Hungary, and Greece<sup>[96]</sup>.

Furthermore, this reduction in air pollution may also be associated with a more excellent representation of women in ministerial and regional assembly positions. Women in such roles tend to prioritise policies that support clean energy and sustainability.

Salamon<sup>[63]</sup> corroborates this explanation, finding that women typically know more about climate change, environmental concerns, and pro-environmental behaviour than men. As a result, women in ministerial and regional assembly positions are more inclined to enact regulations and initiatives that promote access to clean energy resources.

According to the same author, higher levels of women's participation in parliamentary activities are associated with increased renewable energy consumption. This situation, in turn, leads to reduced air pollution (indoor and outdoor), including PM2.5 and CO2 emissions, which are significant contributors to various diseases and fatalities. These diseases notably include pneumonia, chronic obstructive pulmonary disease (COPD), ischemic cardiovascular and cerebrovascular diseases, lung cancer, and cognitive decline.

The variable women who engage in sporting, cultural, or leisure activities outside of their home at least daily or several times a week significantly raises cancer mortality among EU women by 21.4218. This increase is tied to their infrequent participation in outdoor activities like sports, culture, or leisure, leading to a sedentary lifestyle and higher cancer risk. Factors including community patterns, education, temporal restrictions, limitations of entry, safety concerns, and gender stereotypes that contribute to this reduced engagement are relevant, as stressed by authors like Park et al.<sup>[97]</sup>, World Cancer Research Fund/American Institute for Cancer Research<sup>[79]</sup>, Euro-found<sup>[84]</sup>, and the European Commission<sup>[98]</sup>. These challenges involve promoting gender equality, offering affordable recreation, improving facility access, challenging stereotypes, and creating safe spaces for women's activities. Other factors, such as time constraints and workloads, may influence these results, as Palmer et al.<sup>[89]</sup> highlighted in the preceding discussion concerning the variable women who engage in physical activities and/or consume fruits and vegetables.

## 5. Conclusions and Policy Implications

This investigation delved into the impact of access to clean cooking fuels on cancer mortality across 27 EU countries from 2013 to 2021. The empirical results of Pooled Ordinary Least Squares (OLS) and Quantile Regression (QREG) models revealed several independent variables that significantly correlate with increased cancer mortality among EU women. Notably, variables such as average years of schooling among women, PM2.5, screening for breast and cervical cancer in women, total healthcare expenditure, women who engage in physical activities and/or consume fruits and vegetables, women with unmet needs for medical examinations, and women who engage in sporting, cultural, or leisure activities outside of their home at least daily or several times a week showed positive associations with respective coefficients of 39.9054, 23.2982, 0.1194, 3.6475, 0.5260, 8.2074, and 21.4218.

Conversely, an alternative set of independent variables, including access to clean fuels for cooking, women engaging in daily cooking and/or housework activities, women who self-perceive their health as good or very good, the proportion of women serving as members

of regional assemblies, and share of women serving as ministers, displayed negative associations with cancer mortality, with statistically significant coefficients of -126.2197, -83.62998, -0.6109, -43.9824, -0.3641, and -0.7624, respectively.

This in-depth investigation into the factors influencing cancer mortality among European women advances public health and epidemiology. It underscores the inter-section of public health with sustainable energy practices and air quality. The study unravels complex relationships between socio-environmental determinants and health outcomes, contributing to current knowledge and future research.

Moreover, the research reveals groundbreaking findings regarding the association between clean energy adoption and reduced mortality risks, advocating for clean energy initiatives to improve health and protect the environment. It uncovers unexpected links between education levels and cancer mortality, emphasising the need for targeted healthcare and educational interventions. The study underscores the urgent need to address PM2.5 exposure and air quality to reduce cancer risk, reinforcing the importance of comprehensive pollution reduction policies.

The unforeseen impacts of low breast and cervical cancer screening rates and limited healthcare investments in cancer mortality underscore the need for improved screening programs. Additionally, the study highlights the influential role of women in positions of power, such as parliament and regional assembly members, in shaping gender-responsive healthcare policies, emphasising the importance of equitable representation. Furthermore, the study provides valuable insights into the interplay between physical activity, lifestyle choices, and self-perceived health, highlighting the role of societal norms and gender stereotypes in health behaviours. It calls for concerted efforts to promote healthier behaviours and well-being.

### 5.1. *Policy implications*

The findings of this study highlight several urgent policy priorities for improving women's health outcomes in the EU, particularly in relation to cancer mortality. First, clean energy policies are crucial in reducing environmental carcinogen exposure, particularly by promoting the use of clean cooking fuels and renewable energy sources, while phasing out harmful solid fuels. This approach could decrease the incidence of respiratory cancers and other diseases associated with poor air quality.

Second, healthcare interventions should focus on addressing educational and socio-economic disparities that contribute to poorer cancer outcomes. Increasing access to health education and cancer prevention programs could mitigate knowledge gaps, leading to earlier detection and better treatment outcomes.

Third, air quality improvement initiatives should be prioritized to reduce exposure to pollutants that contribute to cancer mortality, particularly particulate matter (PM2.5) and CO2 emissions. Enhanced cancer screening programs and the implementation of gender-responsive healthcare policies should be expanded to ensure timely and equitable access to preventative and diagnostic services, thus improving early detection rates.

Finally, public health campaigns should target the promotion of healthy behaviours such as physical activity, improved nutrition, and tobacco and alcohol cessation, while challenging gender stereotypes that limit women's engagement in these behaviours. Furthermore, collaborative efforts among governments, healthcare providers, and advocacy groups are essential to build robust, evidence-based policies.

These comprehensive policy measures, when adopted, have the potential to significantly reduce cancer mortality among women in the EU, while improving overall public health outcomes.

## 5.2. *Limitations of study*

This study identifies a significant association between access to clean cooking fuels and reduced cancer mortality among women in the European Union, emphasizing the potential public health benefits of expanded clean energy access. However, several limitations should be considered.

The reliance on available data may affect quality and completeness, and the study's time frame (2013–2021) might not capture recent trends. The absence of data on specific cancer types and varying age distributions limits deeper analysis, while the cross-sectional design restricts insights into long-term trends or causal links. The study primarily identifies correlations, and future research incorporating individual-level data is crucial to validate these findings and understand underlying mechanisms.

While these results offer valuable insights for EU countries, generalizing to other regions requires caution due to differences in healthcare systems and socio-environmental contexts. Despite these limitations, the findings highlight trends that could guide energy and public health policies, supporting evidence-based strategies to address cancer mortality and health disparities through clean energy initiatives.

## 5.3. *Future research*

Future research on cancer mortality among European women should include both broad and specific investigations. Longitudinal studies are essential for tracking trends over extended periods and identifying evolving patterns. Causal analyses will be critical in understanding the mechanisms behind observed associations, offering insights into how various factors directly influence cancer mortality. Comparative studies between European countries can help pinpoint region-specific factors, thereby guiding the development of tailored public health strategies. A key focus should be on the socioeconomic determinants of cancer mortality, alongside assessing the effectiveness of interventions—especially those related to clean energy and air quality—to ensure they achieve optimal outcomes.

Furthermore, investigating the impact of gender and the role of women in positions of power on healthcare policies, as well as exploring behavior-focused interventions, can deepen our understanding of cancer mortality. Strengthening the quality and consistency of data across the EU is essential for conducting robust analyses. In conclusion, comprehensive and interdisciplinary research efforts will enhance our understanding of the factors influencing cancer mortality and contribute to more effective public health measures at the regional level.

## 5.4. *Contribution to SDG goals*

This research makes a valuable contribution to the United Nations Sustainable Development Goals (SDGs) by deepening our understanding of the factors affecting cancer mortality among European women. It directly supports SDG 3 (Good Health and Well-Being) by providing insights to improve public health outcomes, and SDG 5 (Gender Equality) by emphasizing the critical role of women in healthcare decision-making. Furthermore, it advances SDG 7 (Affordable and Clean Energy) by highlighting the importance of clean energy initiatives for better health outcomes.

The study also aligns with SDG 10 (Reduced Inequalities) by addressing health disparities, SDG 11 (Sustainable Cities and Communities) through its advocacy for improved air quality, and SDG 13 (Climate Action) by promoting clean energy as a climate-resilient practice. These contributions collectively underscore the study's alignment with global sustainability priorities and its relevance to fostering equitable, health-conscious, and environmentally sustainable societies.

## Statements and Declarations

**Author Contributions:** M.K: Conceptualisation, Methodology, Writing, original draft preparation, Supervision, Validation, Data curation, Investigation, Formal analysis, Visualisation. J.A.F: Reviewing, Editing, and Investigation. N.E: Investigation. All authors have read and agreed to the published version of the manuscript.

**Declaration of generative AI in scientific writing:** During the preparation of this work, the author(s) used Grammarly v.1.2.96.1473 to improve the quality of the text and make necessary grammatical and sentence corrections in all text. After using this tool/service, the author(s) reviewed and edited the content as needed and take(s) full responsibility for the final publication.

**Funding:** UCILeR is an R&D Unit accredited and funded by FCT—Portugal National Agency within the scope of its strategic project: UIDB/04643/2020. CeBER: R&D unit funded by National Funds through FCT—Fundação para a Ciência e a Tecnologia, I.P., project UIDB/05037/2020.

**Institutional Review Board Statement:** Not applicable.

**Informed Consent Statement:** Not applicable.

**Data Availability Statement:** Data is available on request from the corresponding author.

**Acknowledgements:** UCILeR is an R&D Unit accredited and funded by FCT—Portugal National Agency within the scope of its strategic project: UIDB/04643/2020. CeBER: R&D unit funded by National Funds through FCT—Fundação para a Ciência e a Tecnologia, I.P., project UIDB/05037/2020.

**Conflicts of Interest:** The authors declare no conflicts of interest.

## References

- <sup>1</sup> ^Chen Y, Shen G, Liu W, Du W, Su S, Duan Y, Lin N, Zhuo S, Wang X, Xing B, Tao S (2016). "Field measurement and estimate of gaseous and particle pollutant emissions from cooking and space heating processes in rural households, northern China". *Atmospheric Environment*. 125: 265–271. doi:10.1016/j.atmosenv.2015.11.032.
- <sup>2</sup> ^Chafe ZA, Brauer M, Klimont Z, Van Dingenen R, Mehta S, Rao S, Riahi K, Dentener F, Smith KR (2014). "Household cooking with solid fuels contributes to ambient PM2.5 air pollution and the burden of disease". *Environmental Health Perspectives*. 122 (11): 1314–1320. doi:10.1289/ehp.1206340.
- <sup>3</sup> ^Smith KR, Bruce N, Balakrishnan K, et al. (2014). "Millions dead: How do we know and what does it mean? Methods used in the comparative risk assessment of household air pollution." *Annual Review of Public Health*. 35: 185–206. doi:10.1146/annurev-publhealth-032013-182356.
- <sup>4</sup> ^Filippelli G, Anenberg S, Taylor M, van Geen A, Khreis H (2020). "New approaches to identifying and reducing the global burden of disease from pollution". *GeoHealth*. 4 (4): e2018GH000167. doi:10.1029/2018GH000167
- <sup>5</sup> ^Khavari B, Ramirez C, Jeuland M, Nerini FF (2023). "A geospatial approach to understanding clean cooking challenges in sub-Saharan Africa". *Nature Sustainability*. 6: 447–457. doi:10.1038/s41893-022-01039-8
- <sup>6</sup> ^Rohra H, Taneja A (2016). "Indoor air quality scenario in Indian outline of household fuel." *Atmospheric Environment*. 129: 243–255. doi:10.1016/j.atmosenv.2016.01.038.
- <sup>7</sup> ^Dutta A, Olopade CO (2024). "Transitioning to gaseous and liquid fuels: A right step towards clean cooking in low-income and



- middle-income countries". *The Lancet Respiratory Medicine*. Advance online publication. doi:10.1016/S2213-2600(23)00465-4.
8. <sup>a</sup>WHO. (2018). World Health Organization air pollution. <http://www.who.int/airpollution/en/>
  9. <sup>a</sup>UN-Habitat (2022). "United Nations Human Settlement Programme (Un-Habitat). Annual Report 2022." [https://unhabitat.org/sites/default/files/2023/06/unhabitat\\_annualreport\\_2022.pdf](https://unhabitat.org/sites/default/files/2023/06/unhabitat_annualreport_2022.pdf).
  10. <sup>a</sup>Su Q, Azam M (2023). "Does access to liquefied petroleum gas (LPG) reduce the household burden of women? Evidence from India." *Energy Economics*. 119: 106529. doi:10.1016/j.eneco.2023.106529.
  11. <sup>a</sup>Clean Cooking Alliance. (2023). Annual Report (2022). Washington, DC: Clean Cooking Alliance. <https://cleancooking.org/wp-content/uploads/2023/03/CCA-2022-Annual-Report.pdf>.
  12. <sup>a, b, c, d, e</sup>Yu K, Lv J, Qiu G, Yu C, Guo Y, Bian Z, Pan A, Yang L, Chen Y, Hu FB, Chen Z, Li L, Wu T. (2020). "Cooking fuels and risk of all-cause and cardiopulmonary mortality in urban China: A prospective cohort study". *The Lancet Global Health*. 8 (3): e430–e439. doi:10.1016/s2214-109x(19)30525-x
  13. <sup>a, b, c, d, e, f</sup>Yang Y, Liu Y, Peng L, Zhang S, Yuan C, Li W, Liu Z, Ma Y. (2022). "Cooking or heating with solid fuels increased the all-cause mortality risk among mid-aged and elderly people in China". *Environmental Health*. 21: 91. doi:10.1186/s12940-022-00903-6
  14. <sup>a, b, c, d, e</sup>Tian G, Ma Y, Cui Y, et al. (2023). "Association of cooking fuel use with risk of cancer and all-cause mortality among Chinese elderly people: A prospective cohort study." *Environmental Science and Pollution Research*. 30 (32): 78653–78664. doi:10.1007/s11356-023-27873-7.
  15. <sup>a, b</sup>Smith KR, Pillarisetti A (2017). "Household air pollution from solid cookfuels and its effects on health." In: Mock CN, Nugent R, Kobusingye O, et al. (Eds.), *Injury prevention and environmental health* (3rd ed.). The International Bank for Reconstruction and Development/The World Bank. doi:10.1596/978-1-4648-0522-6\_ch7.
  16. <sup>a</sup>Eurostat. (2023a). Death due to cancer. <https://ec.europa.eu/eurostat/databrowser/view/TPS00116/default/table>
  17. <sup>a, b</sup>UNDP (United Nations Development Programme) (2022). *Human development report 2021/2022: Uncertain times, unsettled lives: Shaping our future in a transforming world*. New York.
  18. <sup>a</sup>OECD Data (2023). "Air pollution exposure." <https://data.oecd.org/air/air-pollution-exposure.htm>.
  19. <sup>a, b</sup>Our World in Data (2023). "Share of the population with access to clean fuels for cooking." <https://ourworldindata.org/grapher/access-to-clean-fuels-and-technologies-for-cooking>.
  20. <sup>a, b</sup>Eurostat. (2023b). Total health care expenditure. <https://ec.europa.eu/eurostat/databrowser/view/TPS00207/default/table>
  21. <sup>a, b, c, d, e, f, g, h, i</sup>European Institute for Gender Equality (EIGE). (2023b). Gender equality. [https://eige.europa.eu/gender-statistics/dgs/indicator/index\\_data\\_\\_index\\_indics](https://eige.europa.eu/gender-statistics/dgs/indicator/index_data__index_indics).
  22. <sup>a, b</sup>Gedefaw A, Yilma TM, Endehabtu BF (2020). "Information seeking behavior about cancer and associated factors among university students, Ethiopia: A cross-sectional study". *Cancer Management and Research*. 12: 4829–4839. doi:10.2147/CMAR.S259849
  23. <sup>a, b</sup>Raghupathi V, Raghupathi W (2020). "The influence of education on health: An empirical assessment of OECD countries for the period 1995–2015." *Archives of Public Health*. 78: 1–18. doi:10.1186/s13690-020-00402-5.
  24. <sup>a, b, c, d</sup>Vaccarella S, Georges D, Bray F, et al. (2023). "Socioeconomic inequalities in cancer mortality between and within countries in Europe: A population-based study." *The Lancet Regional Health – Europe*. 25: 100551. doi:10.1016/j.lanepe.2022.100551.
  25. <sup>a, b</sup>Prada D, Baccarelli AA, Terry MB, et al. (2021). "Long-term PM2.5 exposure before diagnosis is associated with worse outcomes in breast cancer." *Breast Cancer Research and Treatment*. 188 (2): 525–533. doi:10.1007/s10549-021-06167-x.
  26. <sup>a, b</sup>Liu X, Mubarik S, Wang F, Yu Y, Wang Y, Shi F, Wen H, Yu C (2021). "Lung cancer death attributable to long-term ambient

- particulate matter (PM2.5) exposure in East Asian countries during 1990–2019". *Frontiers in Medicine*. 8: 742076. doi:10.3389/fmed.2021.742076
27. <sup>^</sup> Fletcher M. (2017). *Beyond GDP: Measuring the economic well-being of individuals*. <https://blog.ons.gov.uk/2017/07/06/beyond-gdp-measuring-the-economic-well-being-of-individuals>
28. <sup>a, b, c</sup> Yang Z, Liu J, Wang Q. (2022). "Diagnose earlier, live longer? The impact of cervical and breast cancer screening on lifespan". *PLOS ONE*. 17 (7): e0270347. doi:10.1371/journal.pone.0270347
29. <sup>a, b</sup> Starfield B, Shi L, Macinko J (2005). "Contribution of primary care to health systems and health." *The Milbank Quarterly*. 83 (3): 457–502. doi:10.1111/j.1468-0009.2005.00409.x.
30. <sup>a, b</sup> Akinyemiju TF, McDonald JA, Lantz PM (2015). "Health care access dimensions and cervical cancer screening in South Africa: Analysis of the world health survey". *BMC Public Health*. 15: 382. doi:10.1186/s12889-015-1686-5.
31. <sup>a, b</sup> Bevel MS, Tsai MH, Parham A, Andrzejak SE, Jones S, Moore JX (2023). "Association of food deserts and food swamps with obesity-related cancer mortality in the US". *JAMA Oncology*. Advance online publication. doi:10.1001/jamaoncol.2023.0634.
32. <sup>a, b</sup> Chen SLF, Nøst TH, Botteri E, Ferrari P, Braaten T, Sandanger TM, Borch KB (2023). "Overall lifestyle changes in adulthood are associated with cancer incidence in the Norwegian Women and Cancer Study (NOWAC) – A prospective cohort study". *BMC Public Health*. 23: 633. doi:10.1186/s12889-023-15476-3.
33. <sup>a, b</sup> Mills S, Brown H, Wrieden W, et al. (2017). "Frequency of eating home-cooked meals and potential benefits for diet and health: Cross-sectional analysis of a population-based cohort study." *International Journal of Behavioral Nutrition and Physical Activity*. 14: 109. doi:10.1186/s12966-017-0567-y.
34. <sup>a, b</sup> Lacombe J, Armstrong MEG, Wright FL, Foster C (2019). "The impact of physical activity and an additional behavioural risk factor on cardiovascular disease, cancer, and all-cause mortality: A systematic review". *BMC Public Health*. 19: 900. doi:10.1186/s12889-019-7030-8
35. <sup>a, b</sup> Yu R, Leung J, Woo J. (2013). "Housework reduces all-cause and cancer mortality in Chinese men". *PLOS ONE*. 8 (5): e61529. doi:10.1371/journal.pone.0061529
36. <sup>a, b</sup> Anand P, Kunnumakkara AB, Sundaram C, Harikumar KB, Tharakan ST, Lai OS, Sung B, Aggarwal BB (2008). "Cancer is a preventable disease that requires major lifestyle changes". *Pharmaceutical Research*. 25 (9): 2097–2116. doi:10.1007/s11095-008-9661-9.
37. <sup>a, b</sup> Lugo A, Zuccaro P, Pacifici R (2022). "Smoking in Italy in 2015–2016: Prevalence, trends, roll-your-own cigarettes, and attitudes towards incoming regulations." *Tumori Journal*. 103 (4): 353–359. doi:10.5301/tj.5000644.
38. <sup>^</sup> Donaldson MS (2004). "Nutrition and cancer: A review of the evidence for an anti-cancer diet". *Nutrition Journal*. 3 (19): 1–21. doi:10.1186/1475-2891-3-19.
39. <sup>a, b</sup> Schnohr P, Grønbaek M, Petersen L, et al. (2005). "Physical activity in leisure-time and risk of cancer: 14-year follow-up of 28,000 Danish men and women." *Scandinavian Journal of Public Health*. 33 (4): 244–249. doi:10.1080/14034940510005752.
40. <sup>^</sup> Kerschbaum E, Nüssler V (2019). "Cancer prevention with nutrition and lifestyle". *Visceral Medicine*. 35 (4): 204–209. doi:10.1159/000501776
41. <sup>^</sup> Chan JE, Caesar MA, Mann AK, Koh-Bell A, Richardson MT, Johnson CR, Kapp DS, Chan JK (2022). "The role of diet compared to physical activity on women's cancer mortality: Results from the Third National Health and Nutrition Examination Survey". *Frontiers in Public Health*. 10: 853636. doi:10.3389/fpubh.2022.853636.
42. <sup>^</sup> Williams A, Erb-Downward J, Bruzelius E, O'Hara-Cicero E, Maling A, Machin L, Viera-Delgado M, Valera P, Maysonet N, Weiss ES. (2013). "Exploring cancer screening in the context of unmet mental health needs: A participatory pilot study". *Progress in Community Health Partnerships*. 7 (2): 123–134. doi:10.1353/cpr.2013.0027

43. <sup>^</sup> Quintal C, Moura Ramos L, Antunes M, Lourenço Ó (2023). "Unmet healthcare needs among the population aged 50+ and their association with health outcomes during the COVID-19 pandemic." *European Journal of Ageing*. 20 (1): 12. doi:10.1007/s10433-023-00758-x.
44. <sup>a, b</sup> Korn L, Gonen E, Shaked Y, Golan M (2013). "Health perceptions, self and body image, physical activity, and nutrition among undergraduate students in Israel". *PLoS One*. 8 (3): e58543. doi:10.1371/journal.pone.0058543
45. <sup>a, b, c</sup> Reeves A, et al. (2022). "Female political representation and the gender health gap: A cross-national analysis of 49 European countries." *European Journal of Public Health*. 32 (5): 684–689. doi:10.1093/eurpub/ckac122.
46. <sup>^</sup> Koenker R, Bassett G Jr (1978). "Regression quantiles". *Econometrica*. 46 (1): 33–50. doi:10.2307/1913643
47. <sup>a, b</sup> Cook RD, Weisberg S (1983). "Diagnostics for heteroscedasticity in regression". *Biometrika*. 70 (1): 1–10. doi:10.1093/biomet/70.1.1. D'Agostino RB, Pearson ES (1973). "Tests for departure from normality". *Biometrika*. 60: 613-622. doi:10.2307/2335409.
48. <sup>a, b, c</sup> Pesaran MH (2007). "A simple panel unit root test in the presence of cross-section dependence." *Journal of Applied Econometrics*. 22 (2): 265–312. doi:10.1002/jae.951.
49. <sup>^</sup> Belsley DA, Kuh E, Welsch RE (1980). "Regression Diagnostics; Identifying Influence Data and Source of Collinearity". Wiley, New York. doi:10.1002/0471725153.
50. <sup>^</sup> Wooldridge JM. (2002). *Econometric analysis of cross section and panel data*. MIT Press.
51. <sup>^</sup> Breusch TS, Pagan AR (1979). "A simple test for heteroscedasticity and random coefficient variation". *Econometrica*. 47 (6): 1287–1294. doi:10.2307/1911963.
52. <sup>^</sup> Baltagi BH (2013). *Econometric analysis of panel data (5th ed.)*. Wiley.
53. <sup>^</sup> Greene WH. (2012). *Econometric analysis (7th ed.)*. Pearson Education.
54. <sup>^</sup> Wooldridge JM. (2015). *Introductory econometrics: A modern approach (6th ed.)*. Nelson Education.
55. <sup>^</sup> Menard S (2001). *Applied logistic regression analysis (2nd ed.)*. SAGE Publications.
56. <sup>^</sup> Vittinghoff E (2005). *Regression methods in biostatistics: Linear, logistic, survival, and repeated measures models*. Springer.
57. <sup>^</sup> James G, Witten D, Hastie T, Tibshirani R (2013). *An introduction to statistical learning: With applications in R (1st ed., Corr. 7th printing)*. Springer.
58. <sup>^</sup> Santiago R, Fuinhas JA, Marques AC (2020). "The impact of globalization and economic freedom on economic growth: The case of the Latin America and Caribbean countries." *Economic Change and Restructuring*. 53: 61–85. doi:10.1007/s10644-018-9239-4.
59. <sup>^</sup> Da Guarda FRB, Koengkan M, Fuinhas JA (2024). "Impact of a health promotion program on hospital admission expenses for stroke in the Brazilian state of Pernambuco". *J Public Health (Berl.)*. 32: 1385–1400. doi:10.1007/s10389-023-01908-2.
60. <sup>a, b</sup> Yu K, Qiu G, Chan KH, Lam KH, Kurmi OP, Bennett DA, Yu C, Pan A, Lv J, Guo Y, et al. (2018). "Association of solid fuel use with risk of cardiovascular and all-cause mortality in rural China". *JAMA*. 319 (13): 1351–1361. doi:10.1001/jama.2018.2151
61. <sup>a, b</sup> Koengkan M, Fuinhas JA, Kaymaz V, Castilho D (2024). "Cancer mortality among women in the European Union: A comprehensive analysis of economic, social, and health factors". *Qeios*. doi:10.32388/12YVRJ.4
62. <sup>^</sup> Fuinhas JA, Koengkan M, Silva N, Kazemzadeh E, Auza A, Santiago R, Teixeira M, Osmani F (2022). "The impact of energy policies on the energy efficiency performance of residential properties in Portugal". *Energies*. 15 (3): 802. doi:10.3390/en15030802
63. <sup>a, b</sup> Salamon H (2022). "The effect of women's parliamentary participation on renewable energy policy outcomes." *European Journal of Political Research*. doi:10.1111/1475-6765.12539.
64. <sup>^</sup> Eurostat. (2023c). More women than men held tertiary degrees in 2022. <https://ec.europa.eu/eurostat/web/products-eurostat->

news/w/ddn-20230530-3

65. <sup>a, b</sup> Bahk J, Jang SM, Jung-Choi K (2017). "Increased breast cancer mortality only in the lower education group: Age-period-cohort effect in breast cancer mortality by educational level in South Korea, 1983–2012". *International Journal for Equity in Health*. 16 (1): 56. doi:10.1186/s12939-017-0554-6.
66. <sup>a, b</sup> Barcelo A, Duffett-Leger L, Pastor-Valero M, Pereira J, Colugnati FAB, Trapido E (2021). "The role of education on cancer amenable mortality among non-Hispanic Blacks & non-Hispanic Whites in the United States (1989–2018)". *BMC Cancer*. 21: 907. doi:10.1186/s12885-021-08633-7.
67. <sup>a, b</sup> Europa. (2022). *Health impacts of air pollution in Europe, 2022*. <https://www.eea.europa.eu/publications/air-quality-in-europe-2022/health-impacts-of-air-pollution>.
68. <sup>a, b, c</sup> Turner MC, Andersen ZJ, Baccarelli A, et al. (2020). "Outdoor air pollution and cancer: An overview of the current evidence and public health recommendations." *CA: A Cancer Journal for Clinicians*. doi:10.3322/caac.21632.
69. <sup>a</sup> Kazemzadeh E, Koengkan M, Fuinhas JA (2022). "Effect of battery-electric and plug-in hybrid electric vehicles on PM2.5 emissions in 29 European countries". *Sustainability*. 14 (4): 2188. doi:10.3390/su14042188
70. <sup>a</sup> Guo H, Li X, Wei J, Li W, Wu J, Zhang Y (2022). "Smaller particular matter, larger risk of female lung cancer incidence? Evidence from 436 Chinese counties". *BMC Public Health*. 22: 344. doi:10.1186/s12889-022-12622-1
71. <sup>a</sup> Hajat A, Hsia C, O'Neill MS (2015). "Socioeconomic disparities and air pollution exposure: A global review". *Current Environmental Health Reports*. 2 (4): 440–450. doi:10.1007/s40572-015-0069-5
72. <sup>a, b, c</sup> Kamanga P, Zhang B, Stones W (2023). "Factors associated with low utilisation of cervical cancer screening among urban women in Lilongwe, Malawi: A cross-sectional study". *BMC Women's Health*. 23: 183. doi:10.1186/s12905-023-02324-0
73. <sup>a, b, c</sup> Eurostat. (2023d). *Cancer screening statistics*. [https://ec.europa.eu/eurostat/statistics-explained/index.php?title=Healthcare\\_activities\\_statistics\\_-\\_preventive\\_services&oldid=581617](https://ec.europa.eu/eurostat/statistics-explained/index.php?title=Healthcare_activities_statistics_-_preventive_services&oldid=581617)
74. <sup>a</sup> Gianino MM, Lenzi J, Bonaudo M, Fantini MP, Siliquini R, Ricciardi W, Damiani G (2018). "Organized screening programmes for breast and cervical cancer in 17 EU countries: Trajectories of attendance rates". *BMC Public Health*. 18 (1): 1236. doi:10.1186/s12889-018-6155-5
75. <sup>a</sup> Eurostat. (2023e). *Healthcare expenditure statistics*. [https://ec.europa.eu/eurostat/statistics-explained/index.php?title=Healthcare\\_expenditure\\_statistics#Healthcare\\_expenditure](https://ec.europa.eu/eurostat/statistics-explained/index.php?title=Healthcare_expenditure_statistics#Healthcare_expenditure)
76. <sup>a</sup> McKee M, Karanikolos M, Belcher P, Stuckler D (2012). "Austerity: A failed experiment on the people of Europe." *Clinical Medicine*. 12 (4): 346–350. doi:10.7861/clinmedicine.12-4-346.
77. <sup>a</sup> Allemani C, Matsuda T, Di Carlo V, Harewood R, Matz M, Nikšić M, Bonaventure A, Valkov M, Johnson CJ, Estève J, Ogunbiyi OJ, Azevedo e Silva G, Chen WQ, Eser S, Engholm G, Stiller CA, Monnereau A, Woods RR, Visser O, Lim GH, Aitken J, Weir HK, Coleman MP (2018). "Global surveillance of trends in cancer survival 2000–14 (CONCORD-3): Analysis of individual records for 37,513,025 patients diagnosed with one of 18 cancers from 322 population-based registries in 71 countries". *The Lancet*. 391 (10125): 1023–1075. doi:10.1016/S0140-6736(17)33326-3.
78. <sup>a</sup> Jemal A, Bray F, Center MM, Ferlay J, Ward E, Forman D (2011). "Global cancer statistics". *CA: A Cancer Journal for Clinicians*. 61 (2): 69–90. doi:10.3322/caac.20107
79. <sup>a, b, c</sup> World Cancer Research Fund/American Institute for Cancer Research. (2018). *Diet, nutrition, physical activity and cancer: A global perspective. Continuous Update Project Expert Report*. <https://www.wcrf.org/dietandcancer>
80. <sup>a</sup> World Health Organization (WHO). (2019a). *Tobacco control: Europe*. <https://apps.who.int/iris/rest/bitstreams/1343046/retrieve>
81. <sup>a</sup> World Health Organization (WHO). (2019b). *Status report on alcohol consumption, harm and policy responses in 30 European*

- countries 2019. <https://apps.who.int/iris/handle/10665/346061>
82. <sup>^</sup> Eurostat. (2018). *Women and men in the EU: Statistics on gender equality*. [https://ec.europa.eu/eurostat/statistics-explained/index.php/Women\\_and\\_Men\\_in\\_the\\_EU\\_-\\_Statistics\\_on\\_gender\\_equality](https://ec.europa.eu/eurostat/statistics-explained/index.php/Women_and_Men_in_the_EU_-_Statistics_on_gender_equality)
83. <sup>^</sup> European Commission. (2017a). *Study on sport and physical activity*. <https://www.europarc.org/wp-content/uploads/2020/01/Special-Eurobarometer-472-Sports-and-physical-activity.pdf>.
84. <sup>a, b</sup> Eurofound. (2016). *European quality of life survey*. <https://www.eurofound.europa.eu/surveys/european-quality-of-life-surveys/european-quality-of-life-survey-2016>.
85. <sup>^</sup> Baskin R, Galligan R (2019). "Disordered eating and the perinatal period: A systematic review and best evidence synthesis of mental health and psychosocial correlates". *European Eating Disorders Review*. 27 (5): 462–480. doi:10.1002/erv.2675.
86. <sup>^</sup> Pem D, Jeewon R (2015). "Fruit and vegetable intake: Benefits and progress of nutrition education interventions – Narrative review article." *Iranian Journal of Public Health*. 44 (10): 1309–1321. PMID: PMC4644575.
87. <sup>a, b</sup> Assari S, Lankarani MM (2018). "Educational attainment promotes fruit and vegetable intake for Whites but not Blacks". *J (Basel)*. 1 (1): 29–41. doi:10.3390/j1010005.
88. <sup>^</sup> Droomers M, Schrijvers CTM, Mackenbach JP (2001). "Educational level and decreases in leisure time physical activity: Predictors from the longitudinal GLOBE study". *Journal of Epidemiology & Community Health*. 55 (8): 562–568. doi:10.1136/jech.55.8.562.
89. <sup>a, b</sup> Palmer SM, Knoblauch ST, Winham DM, et al. (2020). "Putting knowledge into practice: Low-income women talk about food choice decisions." *International Journal of Environmental Research and Public Health*. 17 (14): 5092. doi:10.3390/ijerph17145092.
90. <sup>^</sup> Seedat S, Rondon M (2021). "Women's wellbeing and the burden of unpaid work." *BMJ*. 374: n1972. doi:10.1136/bmj.n1972.
91. <sup>^</sup> Collins JH, Bowie D, Shannon G (2019). "A descriptive analysis of health practices, barriers to healthcare and the unmet need for cervical cancer screening in the Lower Napo River region of the Peruvian Amazon". *Women's Health*. 15. doi:10.1177/1745506519890969.
92. <sup>a, b</sup> Eurostat. (2023g). *Unmet needs for medical care*. [https://ec.europa.eu/eurostat/statistics-explained/index.php/Unmet\\_needs\\_for\\_medical\\_care](https://ec.europa.eu/eurostat/statistics-explained/index.php/Unmet_needs_for_medical_care)
93. <sup>^</sup> Chida Y, Hamer M, Wardle J, Steptoe A (2008). "Do stress-related psychosocial factors contribute to cancer incidence and survival?". *Nature Clinical Practice Oncology*. 5 (8): 466–475. doi:10.1038/ncponc1134.
94. <sup>^</sup> Eurostat. (2023h). *Self-perceived health statistics*. [https://ec.europa.eu/eurostat/statistics-explained/index.php?title=Self-perceived\\_health\\_statistics#Self-perceived\\_health](https://ec.europa.eu/eurostat/statistics-explained/index.php?title=Self-perceived_health_statistics#Self-perceived_health)
95. <sup>^</sup> European Parliament. (2021). *Women in politics in the EU*. [https://www.europarl.europa.eu/RegData/etudes/BRIE/2021/689345/EPRS\\_BRI\(2021\)689345\\_EN.pdf](https://www.europarl.europa.eu/RegData/etudes/BRIE/2021/689345/EPRS_BRI(2021)689345_EN.pdf)
96. <sup>^</sup> Inter-Parliamentary Union. (2021). *Women in national parliaments*. <https://data.ipu.org/women-ranking?month=7&year=2021>
97. <sup>^</sup> Park JH, Moon JH, Kim HJ, et al. (2020). "Sedentary lifestyle: Overview of updated evidence of potential health risks." *Korean Journal of Family Medicine*. 41 (6): 365–373. doi:10.4082/kjfm.20.0165.
98. <sup>^</sup> European Commission. (2017b). *Sport and physical activity*. [https://ec.europa.eu/sport/policy/sport-and-physical-activity\\_en](https://ec.europa.eu/sport/policy/sport-and-physical-activity_en).