

VI: 22 December 2022

Research Article

Government Communication and Behavioral Change amidst COVID-19: Role of Awareness and Fear & Panic

Peer-approved: 22 December 2022

© The Author(s) 2024. This is an Open Access article under the CC BY 4.0 license.

Qeios, Vol. 4 (2022)
ISSN: 2632-3834

Courage Simon Kofi Dogbe¹, Wisdom Wise Kwabla Pomegbe², Bylon Abeeku Bamfo³, Lawrence Kwabena Hornuvo³, Gabriel Sakyi Kwofie⁴

1. Department of Management Studies Education, Akenten Appiah-Menka University, Kumasi, Ghana; 2. Department of Marketing, Cape Coast Technical University, Cape Coast, Ghana; 3. School of Business, Kwame Nkrumah University of Science and Technology, Ghana; 4. Living Waters Hospital, Ejisu, Ghana

The study sought to assess the effect of government communication on the behavioral change of citizens amidst the COVID-19 pandemic, and the mediating role of awareness in this relationship. The moderating role of fear & panic in the relationship between awareness and behavioral change was also ascertained. The study was based on 304 residents in Ghana. Descriptive analysis was first conducted using SPSS software (v.23). After which Structural Equation Modelling (SEM) was run to estimate the path coefficients, using Amos software (v.23). It was concluded that, government communication had a significant positive effect on behavioral change. Further, government communication had a significant positive effect on COVID-19 awareness, while awareness subsequently had a significant positive effect on behavioral change among the citizens. Awareness was found to partially mediate the relationship between government communication and behavioral change. Finally, it was concluded that, although fear & panic had a direct positive effect on behavioral change among citizens, it negatively moderated the relationship between awareness and behavioral change.

Corresponding author: Courage Simon Kofi Dogbe, courageskd@gmail.com

1. Introduction

Since the first set of COVID-19 cases were reported in Wuhan (Hubei Province, China) in December 2019 (Wu et al., 2021), and later declared by the World Health Organization as a pandemic on 11th March 2020 (WHO, 2020), countries all over the world began putting in place preventive measures to curtail the spread of COVID-19 disease. Again, when Ghana announced its first two cases of COVID-19 on 12th March 2020, the government quickly stepped up its

game to enforce the measures put in place prior to the announcement of the two cases in Ghana (Kenu et al., 2020). Government in an attempt to enhance the awareness of self-protection of citizens, and also to ensure that the measures put in place are properly adhered to, engaged in active information dissemination on confirmed cases, recoveries, and death (Li et al., 2020). These communications in the form of press briefings, championed by both the Ministry of Health and Information were delivered on a daily basis in different languages via different media. The president on different occasions also updated the nation on the number of confirmed cases,

recoveries, and deaths and measures put in place to curtail the impact of the pandemic.

These communications were carried out to create awareness of COVID-19, and for citizens to adopt precautionary measures (social distancing, washing of hands, wearing of facemasks, etc.). According to Antwi-Boasiako and Nyarkoh (2021), effective government communication is said to be an important approach to tackling the pandemic. Government communication plays a significant role in the citizens' decision to adopt precautionary measures and vaccination to avert the impact of COVID-19 (Su et al., 2021). Citizens' exposure to timely and useful information from credible sources like government institutions has the tendency to influence citizens' perception of the government's determination to protect them (Chang, 2022). For the government to ensure that its citizens adopt a desired behavior, it is important citizens are made aware of the precautionary measures put in place. Hence, the study seeks to examine the effect of government communication on citizens' behavioral change (BC) and the mediating and moderating role of COVID-19 awareness, and COVID-19 fear & panic (F&P) respectively.

BC literature has asserted the influence of information on BC of citizens (Whitehead and Parkin, 2022; Saaka et al., 2021; Abamecha et al., 2021; Lim et al., 2021; Ngigi and Busolo, 2018; Parsekar et al., 2020), though Kelly and Barker (2016) contend that, providing information to citizens do not translate into a change in people's behavior. Recently, there were myriads of government communication studies, where scholars have asserted the influence of government communication on citizens' BC during the COVID-19 (Chang, 2022; Antwi-Boasiako and Nyarkoh, 2021; Hyland-Wood et al., 2021; Su et al., 2021; Radwan and Mousa, 2020). Su et al. (2021) sought to investigate the relationship between government communication and COVID-19 vaccination intention and found that government communication has a direct and indirect positive influence on citizens' intention to vaccinate. Antwi-Boasiako and Nyarkoh, (2021) intended to examine the communication strategies that the government of Ghana employed to fight COVID-19. It was revealed that the communication strategies used by the government of Ghana to 'spread calm' rather than 'fear' through various COVID-19 platforms and websites had a positive effect on Ghana's COVID-19 fight. Though several studies have tested the influence of government communication on citizens' BC, not much has attempted to explore the effect of

government communication on COVID-19 awareness, and how that could result in citizens' BC aimed at protecting themselves. Hence, the current study seeks to explore the mediating role of COVID-19 awareness in the relationship between government communication and BC.

The current study is based on the fear appeal theories. The fear appeal theories suggest that information that carries an element of threat concerning a disease or pandemic provokes F&P. F&P of COVID-19 is said to motivate citizens to initiate BCs to take precautionary measures to protect themselves (Wu et al., 2021; Ruiter et al., 2014). According to So et al. (2016), messages that carry high levels of threat induce both F&P. A study by So et al. (2016) revealed that anxiety brings about a high level of motivation to attain information than fear. Du et al. (2020) also revealed that intense information about confirmed cases of COVID-19 is linked with a high tendency to look for protective behaviors. Though scholars have studied the effect of fear appeal on the BC of citizens, most of these studies were not conducted in Sub-Saharan Africa especially Ghana (Wu et al., 2021; Scopelliti et al., 2021; Du et al., 2020). Again, most of these studies do not attempt to explore the moderating effect of F&P of COVID-19 on the relationship between COVID-19 awareness and BC of citizens. The current study, therefore, believes that F&P can play a significant moderating role in the relationship between COVID-19 awareness and BC.

The current study, therefore, aimed to assess; first, the direct effect of government communication on BC. Second, the mediating effect of COVID-19 awareness in the relationship between government communication and BC, and lastly, the moderating effect of COVID-19 F&P in the relationship between COVID-19 awareness and BC. Figure 1 represents the conceptual framework of the study.

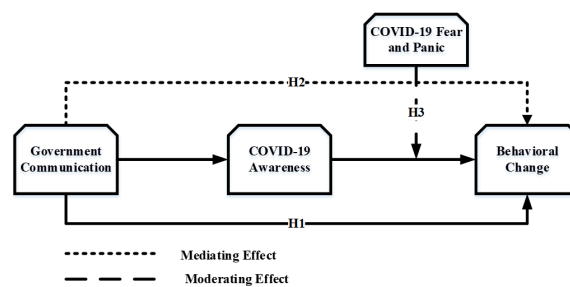


Figure 1. Conceptual Framework

Hypotheses:

- *H1: Government communication influences behavioral change.*
- *H2: COVID-19 awareness mediates the relationship between government communication and behavioral change.*
- *H3: Fear & panic moderates the relationship between COVID-19 awareness and behavioral change.*

2. Methods

2.1 Research Design

The research design was both descriptive and explanatory. The study was descriptive as it presented an analysis of the profile of the respondents sampled, using frequencies and percentages. Further, it also run some descriptive analysis on the variables studied and their measurement items, using mean scores and standard deviation. The study was also explanatory in nature, as it sought to establish the effects of some variables on others, using Structural Equation Modelling (SEM) analysis.

2.2 Inclusion and Exclusion Criteria

The inclusion criteria for this study were, firstly, respondents should have a minimum of secondary (senior high) education. The essence was to enable the respondent to comprehend the measurement items since the researchers adopted a self-administered questionnaire, which respondents were to read, understand and answer the questionnaire. Secondly, respondents were expected to be residents of Ghana at the time of the data collection. Since the study focused on Ghana, it was essential that respondents answered the questionnaire from his/her experience in Ghana, and not elsewhere. Finally, respondents were also expected to be aged 18 years and above. This was to exclude minors who may be protected from giving out certain information. Respondents who did not meet these three criteria were excluded from the study.

2.3 Data Collection Procedure and Measurement Items

The data was gathered in May 2020, when the news about COVID-19 was at its peak, and multiple countries were on nationwide lockdowns. As of that time, Ghana has just lifted the three weeks lockdown on its major cities (20th April 2020) but provided

strict COVID-19 preventive measures, such as social distancing and mandatory wearing of facemasks. During the time of data collection, face-to-face questionnaire administration was not possible, so the researchers adopted an e-questionnaire. The link to the e-questionnaire was shared on WhatsApp group platforms and Facebook. A cover letter detailing the essence of the data collection, as well as the assurance of anonymity and confidentiality, accompanied the e-questionnaire link. After the data collection, 326 questionnaires were received. However, using the inclusion and exclusion criteria, 22 were deleted. The final data analysis was thus based on 304 datasets or respondents.

The questionnaire had five sections. Section A was comprised of Demographic information, including country of residence, gender, age, education, employment status, and marital status (Table 3). Section B sought to assess the frequency with which respondents listened, read, or watched COVID-19 updates from government agencies of Ghana. They were to respond on a Likert scale of 1=*Not at all*; 2=*Not often*; 3=*Quite often*; 4=*Often*; 5=*Always*. Section C assessed respondents' knowledge of COVID-19-related issues, and they were expected to respond on a Likert scale of 1=*Strongly disagree*; 2=*Disagree*; 3=*Indifferent*; 4=*Agree*; 5=*Strongly agree*. Section D assessed the F&P surrounding COVID-19, and they were expected to respond on a Likert scale of 1=*Strongly disagree*; 2=*Disagree*; 3=*Indifferent*; 4=*Agree*; 5=*Strongly agree*. Section E assessed the BC of respondents due to the COVID-19 outbreak and its accompanying lifestyle changes. BC items were responded to on a Likert scale of 1=*Not at all*; 2=*Not often*; 3=*Quite often*; 4=*Often*; 5=*Always*.

2.4 Validity and Reliability Analysis

Since the study conducted path analysis, it was necessary to first assess the validity and reliability of the measurement items. Firstly, the study conducted Confirmatory Factor Analysis (CFA) with the support of Amos (v.23) software. Results were displayed in Table 1 and Figure 1. As a rule of thumb, minimum factor scores of 0.5 were expected to be achieved for each measurement item. Items with scores of less than 0.5 were deleted (Amoako et al., 2020). The internal reliability (consistency) of the retained items was assessed by running Cronbach's Alpha (CA) analysis in SPSS (v.23) software. Although some scholars recommend a minimum alpha score of 0.7 as an indication of high internal reliability (Pomegbe et al., 2020), others have also postulated that an alpha

score of 0.6 was acceptable (Hulin et al., 2001; Pallant, 2020). With this, therefore, the alpha score of 0.678 for F&P was accepted, despite being less than 0.7.

Average Variance Extracted (AVE) and composite reliability (CR) were calculated to assess convergent validity. An AVE score of at least 0.5 and a CR score of at least 0.7 are an indication of convergence validity

(Fornell and Larcker, 1981), and these were achieved for all variables studied (Table 1). For the model fit indices, Hair et al. (2010) recommended CMIN/DF should be less than 3, TLI and CFI should be greater than 0.9, GFI greater than 0.8, while RMSEA and RMR should be less than 0.08. Table 1 demonstrates that all the model fit indices were achieved, suggesting that the dataset appropriately fits the model.

Model Fit Indices: CMIN=223.562; DF=155; CMIN/DF=1.442; GFI=0.936; CFI=0.979; TLI=0.972; RMR=0.059; RMSEA=0.038	Std. Factor Loading
Government Communication/ Periodic Briefings (GCOMM): CA=0.865; CR=0.887; AVE=0.572	
GC1	.940
GC2	.806
GC3	.659
GC4	.630
GC5	.794
GC6	.663
Awareness Creation (CAWARE): CA=0.903; CR=0.908; AVE=0.556	
AC1	.736
AC2	.829
AC3	.848
AC4	.847
AC5	.766
AC6	.652
AC7	.670
AC8	.569
Fear & Panic (FPANIC): CA=0.678; CR=0.766; AVE=0.646	
FP1	1.019
FP2	.504
Behavioral Change (BCHANG): CA=0.854; CR=0.846; AVE=0.525	
BC1	.696
BC2	.760
BC3	.734
BC4	.762
BC5	.666

Table 1. Confirmatory Factor Analysis

CFI=Comparative Fit Index; CMIN/DF=Chi-Square/ Degree of Freedom; TLI=Tukey-Lewis Index; RMR=Root of Approximation; Mean Square Residual; RMSEA=Root Mean Square Error

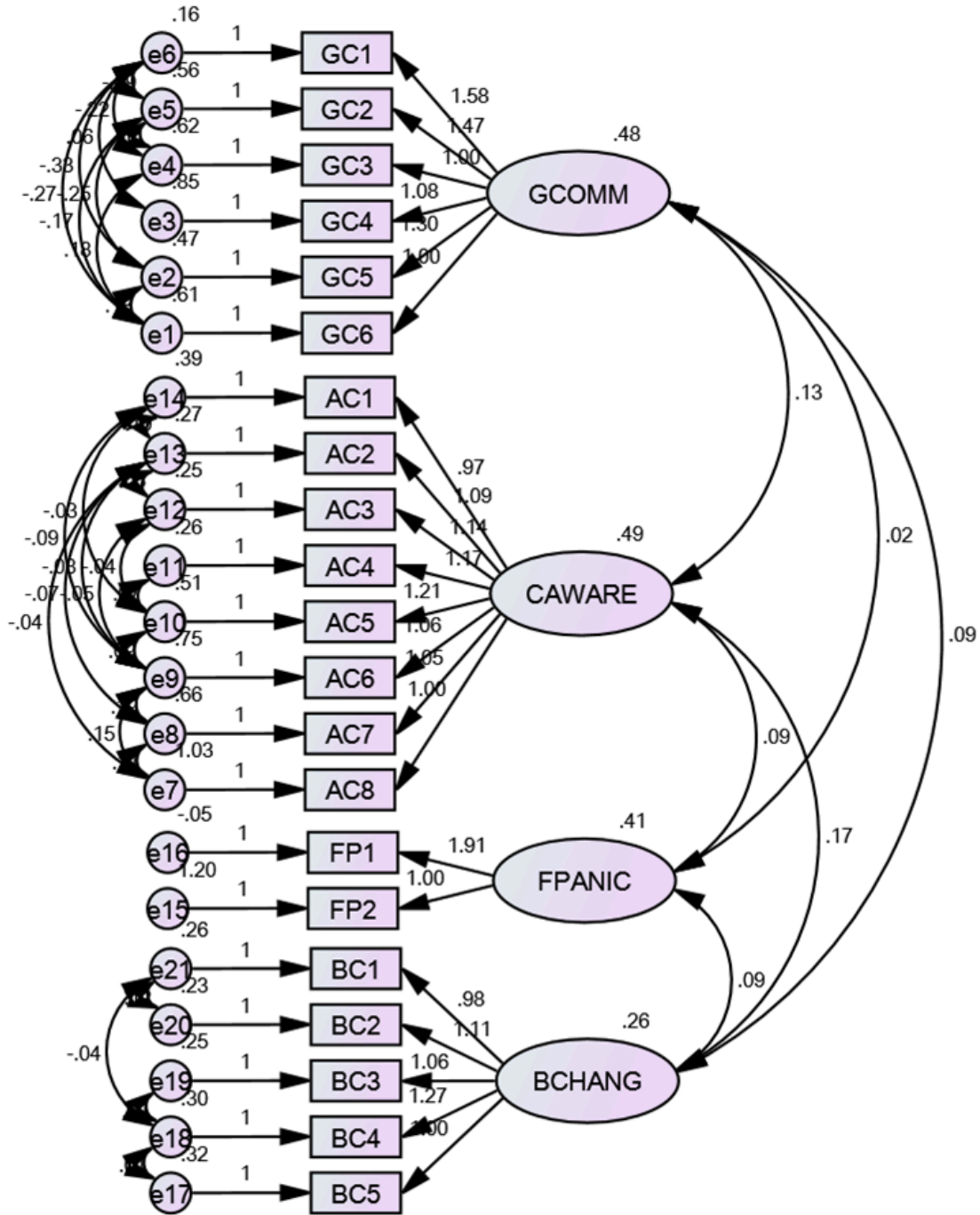


Figure 2. Confirmatory Factor Analysis

The discriminant validity for this study was assessed by measuring the square-root of the AVEs ($\sqrt{\text{AVEs}}$) against the corresponding correlation coefficients (Table 2). Discriminant validity is said to be achieved when the $\sqrt{\text{AVE}}$ is greater than the corresponding correlation coefficient (Sarsah et al., 2020). From

Table 2, the least $\sqrt{\text{AVE}}$ was 0.725 (BC), which was larger than the highest corresponding correlation coefficient of 0.472. It was thus concluded that discriminant validity was achieved by this study. Since the highest correlation coefficient was also less than 0.7, it was concluded that there was no

multicollinearity which could potentially cause any al., 2021).
confounding effects in the model estimation (Dogbe et

Variables	1	2	3	4	5	6	7	8	9
Gender (1)	-								
Age (2)	0.114 [*]	-							
Education (3)	0.010	0.084	-						
Employment (4)	0.104	0.229 ^{**}	0.126 [*]	-					
Marital (5)	-0.006	0.551 ^{**}	0.044	0.204 ^{**}	-				
GCOMM (6)	-0.062	-0.132 [*]	0.055	-0.020	-0.124 [*]	0.756			
CAWARE (7)	0.037	-0.038	0.088	0.105	0.035	0.270 ^{**}	0.746		
FPANIC (8)	0.012	-0.029	0.187 ^{**}	0.010	0.019	0.043	0.200 [*]	0.804	
BCHANG (9)	-0.186 ^{**}	0.046	0.008	0.126 [*]	0.089	0.264 ^{**}	0.472 ^{**}	0.266 [*]	0.725

Table 2. Descriptive and Discriminant Validity Analysis

\sqrt{AVE} are bold and underlined; ^{*} ~ P-value significant at 5% (0.05); ^{**} ~ P-value significant at 1% (0.01)

3. Results

3.1. Demographics of Respondents

The analysis of the respondents' demographics was presented in Table 3. Results showed that male respondents dominated the study, representing

69.4% of the total respondents. The majority of the respondents were also aged 31-40 years, representing 49%. Almost all the respondents (97%) had tertiary degree qualifications, including HND, first degree, master's degree, and PhD. This indicates that the respondents to this study could read and understand the measurement items on the questionnaire. Respondents who were employed, constituted 66.8%, followed by students (12.2%), self-employed (11.5%), and unemployed (6.5%). Respondents who were married were 54.9%, followed by singles (43.8%), and divorced (1.3%).

Demographics	Frequencies (N)	Percentages (%)
Gender	304	100.0
Female	93	30.6
Male	211	69.4
Age	304	100.0
18-30 years	94	30.9
31-40 years	149	49.0
41-50 years	36	11.8
51-60 years	23	7.6
Above 60 years	2	.7
Education	304	100.0
Secondary	9	3.0
Tertiary	295	97.0
Employment	304	100.0
Student	37	12.2
Unemployed	29	9.5
Self-employed	35	11.5
Employed	203	66.8
Marital Status	304	100.0
Single	133	43.8
Married	167	54.9
Divorced	4	1.3

Table 3. Demographics of Respondents

3.2 Descriptive Analysis of Measurement Items

The main variables were measured on a 5-point Likert scale, and as such, mean analysis was run on them (Table 4). Since it was a 5-point Likert scale, mean scores above 3 were considered desirable or in the positive range, while mean scores of less than 3 were considered as falling within the negative range. Out of the 6 measurement items under government communication, it was identified that only 2 had mean scores greater than 3. From the results presented, respondents agreed that they often followed (read, listened or watched) periodic briefings from Ghana's Ministry of Information (mean score

=3.477), and the Ministry of Health – MoH or Ghana Health Service – GHS (mean score =3.339). Respondents largely disagreed on following periodic briefings from the Ministry of Communication, Ghana Police Service – GPS, National Commission for Civic Education – NCCE, and the Ghana Immigration Service – GIS. The overall mean score of government communication was 2.686, which suggests that largely, respondents did not follow government communications or periodic briefings. This suggests that respondents heavily relied on sources other than the government, for news and reports on COVID-19. These channels may also include unauthorized platforms which could be spreading false news and updates on COVID-19, to create F&P among citizens.

Despite the respondents not following the government units or departments for COVID-19 updates, results suggest that respondents were very much aware of the COVID-19 outbreak. Table 4 showed that all 7 items under awareness creation had mean scores greater than 3. Respondents were much knowledgeable about the mode of COVID-19 transmission, mode of COVID-19 prevention, signs, and symptoms of COVID-19, what to do if one shows symptoms of COVID-19, the importance of providing accurate information to the COVID-19 contact tracing team, effects of stigmatizing COVID-19 patients, Ghana's COVID-19 statistics (i.e., number of cases, deaths and recovery rate), and the health facilities for COVID-19 testing and treatment. The overall mean score was 4.114, which points to the fact that respondents were much knowledgeable about the issues of COVID-19. Citizens being knowledgeable about COVID-19 was very essential in curbing the disease.

The overall mean score for F&P was 3.262, suggesting that there was some level of F&P among the respondents, regarding COVID-19. For the individual items, respondents were of the view that there was a greater chance that many Ghanaians had the virus but were unaware (mean score =3.803). This was because, at the time of the study, Ghana did not have the

capacity to embark on mass testing for the virus. Largely, those tested were suspected cases, usually through contact tracing. Respondents thus felt that the COVID-19 stats provided by the government may not be a true reflection of the real cases. Respondents were, however, not worried Ghana could be an epicenter/hotspot soon (mean score =2.720). This suggests that, despite the news on COVID-19, respondents were confident that Ghana would not be an epicenter. This was probably due to the fact that during the time of the study, African countries had recorded fewer cases and casualties resulting from the virus, and there were speculations that the virus was more lethal in cold regions.

The descriptive results show that there has been a significant BC as a result of COVID-19 (overall mean score =4.450). Respondents agreed that they washed their hands regularly without being compelled to do so, they try to avoid crowded environments when shopping, their personal hygiene has improved following the outbreak of COVID-19, they used face masks when out of their various houses, and they maintain a good distance when interacting with people. These were practices instilled in people as measures in curbing COVID-19. This also indicates people's willingness to see to the eradication of the virus, by altering their usual way of life.

Measurement Items	Mean	Std. Dev.
Government Communication/ Periodic Briefings	2.686	0.884
Information Ministry (GC1)	3.477	1.172
Ministry of Health (MoH)/Ghana Health Service (GHS) (GC4)	3.339	1.186
Ministry of Communication (GC2)	2.944	1.264
Ghana Police Service (GPS)(GC5)	2.276	1.133
National Commission for Civic Education (NCCE) (GC3)	2.115	1.048
Ghana Immigration Service (GIS) (GC6)	1.967	1.046
Awareness Creation	4.114	0.810
I have knowledge on the mode of Coronavirus (COVID-19) transmission (AC1)	4.398	0.924
I have knowledge on the mode of COVID-19 prevention (AC2)	4.329	0.928
I have knowledge on the signs and symptoms of COVID-19 (AC3)	4.211	0.941
I have knowledge on what to do if I show symptoms of COVID-19 (AC4)	4.197	0.968
I have knowledge on the importance of providing accurate information to the COVID-19 contact tracing team (AC7)	4.135	1.098
I have knowledge on the effects of stigmatizing COVID-19 patients (AC5)	4.128	1.111
I have knowledge on Ghana's COVID-19 statistics (i.e., number of cases, deaths, and recovery rate) (AC8)	3.862	1.235
I have knowledge on the health facilities for COVID-19 testing and treatment (AC6)	3.651	1.145
Fear & Panic	3.262	1.075
There is a greater chance that many Ghanaians have the virus but are unaware (FP1)	3.803	1.200
I am worried Ghana could be an epicenter/hotspot soon (FP2)	2.720	1.271
Behavioral Change	4.450	0.605
I wash my hands regularly without being forced to (BC3)	4.533	0.735
I try to avoid crowded environments when shopping (BC1)	4.500	0.718
My personal hygiene has improved following the outbreak of COVID-19 (BC5)	4.477	0.762
I use my face mask when out of my house (BC4)	4.388	0.845
I maintain a good distance when interacting with people (BC2)	4.352	0.739

Table 4. Descriptive Analysis of Measurement Items

3.3 Structural Equation Modelling

The path coefficients were estimated using A covariance-based Structural Equation Modelling (SEM) in Amos (v.23) software was used in analyzing the path coefficients. The Bias-Corrected (BC) percentile method of bootstrapping was used, with

5000 bootstrap samples, and a 95% confidence level. Results were presented in Table 5 and Figure 3. The study controlled for the age of respondents, marital status, employment status, educational qualification, and gender. Results showed that age, marital status, and employment, had a positive but statistically insignificant effect on BC (p -values > 0.05). Education

also had a negative but statistically insignificant effect on BC among respondents (p -value > 0.05). Gender, however, had a significant negative effect on BC (). Gender was coded as 0=female and 1=male. The negative coefficient, therefore, suggests that male respondents were less likely to have BC, compared to female respondents. That is, female respondents complied with the COVID-19 protocols more strictly than male respondents. Females were 26% more likely to observe the COVID-19 protocols, as compared to their male counterparts.

Results showed that government communication had a significant positive effect on BC (). That is, the periodic briefings from the government enhanced the chances of respondents' adherence to the COVID-19 protocols, by a margin of 9.5%. Hypothesis "*H1: Government communication influences behavioral change*", was thus accepted by this study.

To assess the mediating effect of awareness, the effect of government communication on awareness was first estimated and found to be significantly positive (). That is, the more government agencies provided

periodic briefings on COVID-19, the higher the awareness creation among the citizenry. Government communication enhanced awareness creation by 28.2%. Awareness about COVID-19 also had a significant positive effect on BC (). Awareness about the virus significantly influenced respondents' adherence to the various protocols, by a margin of 22.2%. Thus, creating COVID-19 awareness is an essential tool in curbing the virus through BCs. The coefficient of the mediating effect was 0.063, which was statistically significant (both lower-and-upper bounds were positive, and therefore, zero 90) cannot be located in between them). That is, the periodic briefings from government agencies enhanced the awareness creation among the citizenry, which subsequently led to BCs. Since there existed a direct significant relationship between government communication and BC, it was thus concluded that awareness only had a partial mediating effect. Hypothesis "*H2: COVID-19 awareness mediates the relationship between government communication and behavioral change*", was thus accepted by this study.

Direct Paths	UnStd. Estimate	Std. Error	C.R.
GCOMM → CAWARE	0.282	0.073	3.842**
GCOMM → BCHANG	0.095	0.042	2.270*
CAWARE → BCHANG	0.222	0.048	4.636**
FPANIC → BCHANG	0.127	0.043	2.971**
AC_FP → BCHANG	-0.096	0.022	-4.472**
Age → BCHANG	0.044	0.030	1.480
Marital → BCHANG	0.023	0.050	0.449
Employment → BCHANG	0.034	0.025	1.378
Education → BCHANG	-0.026	0.112	-0.229
Gender → BCHANG	-0.260	0.060	-4.332**
Indirect Paths	UnStd. Estimate	Lower BC	Upper BC
GCOMM → CAWARE → BCHANG	0.063	0.026	0.133
Model Fit Indices: CMIN=575.556; DF=292; CMIN/DF=1.971; GFI=0.879; CFI=0.903; TLI=0.919; RMSEA=0.057			

Table 5. Path Estimates

Bias-Corrected (BC) Percentile Method; 5000 Bootstrap sample; 95% Confidence level

** ~ P-value significant at 1% (0.01)

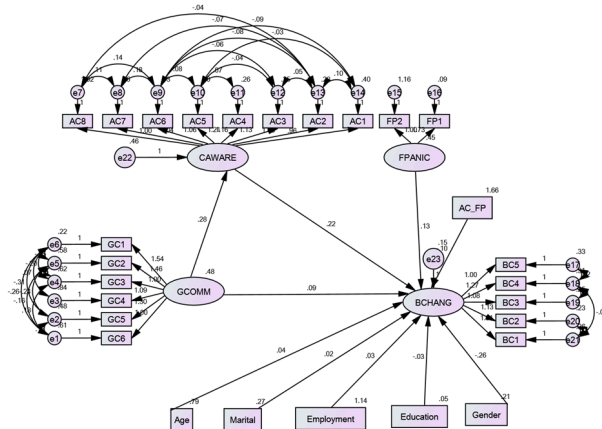


Figure 3. Structural Paths

To ascertain the moderating effect of F&P, the effect of F&P on BC was first established and found to be significantly positive (). Implying that the more people perceive the dangers of COVID-19, the more likely they were to engage in BCs, leading to stricter adherence to the protocols, by 12.7%. Mean centering approach was used in calculating the interaction term. Results demonstrated that the interaction term (AC_FP) had a significant negative effect on BC (). Results thus suggest that, among respondents who were much more knowledgeable about COVID-19, F&P rather reduced their BC tendencies. That is, F&P had a detrimental effect on the relationship between awareness and BC. Hypothesis “H3: Fear & panic moderates the relationship between COVID-19 awareness and behavioral change”, was therefore accepted by this study.

4. Discussion

Findings revealed that period briefings from government institutions (which we termed as government communication), such as the

Information Ministry, Ministry of Health, Ghana Health Service, Ministry of Communication, etc., significantly influenced BC among the study group. That is, government communications made people more willing to adhere to COVID-19 preventive measures, such as washing hands regularly without being compelled to do so, avoiding crowded environments when shopping, improving personal hygiene, wearing facemasks when out of the house, and maintaining a good distance when interacting with people. Health communication from government agencies can thus be regarded as an antecedent of BC. Our findings resonate with researchers such as Durand et al. (2021), who found that effective government communication is key to managing any pandemic. Communication is regarded to be a changing or shaping tool that aims to form a desired behavior through knowledge (He et al., 2014). Again, effective communication is said to have an impact on society and BC (Ghosh and Saha, 2013). According to Ghosh and Saha (2013, p. 308) communication in the form of “public health campaign using mass media have proven to be effective in changing knowledge, attitude, and behaviors for various health issues including reproductive health and family planning, HIV/AIDS, tobacco and drug use, heart disease” and more recently COVID-19. Hence, there is a need for government to take advantage of its resources and capabilities to rally citizens to adopt preventive measures; thus-applying hygiene rules, mask-wearing, social and physical distancing, and vaccination in the combat against COVID-19.

The present study identified that awareness mediates the relationship between government communication and BC in Ghana. That is, government communication enhanced citizens’ knowledge on the mode of COVID-19 transmission, the mode of COVID-19 prevention, the signs, and symptoms of COVID-19, what to do if one shows symptoms of COVID-19, the importance of providing accurate information about COVID-19 contact tracing team, the effects of stigmatizing COVID-19 patients, Ghana’s COVID-19 statistics (i.e., number of cases, deaths and recovery rate), and the health facilities for COVID-19 testing and treatment. This knowledge or awareness creation further enhanced the chances of BC among citizens. Awareness, therefore, acts as an intervening variable in the relationship between government communication and BC. That is, BC takes place when citizens are in the known of the details of the pandemic, which is achieved through periodic briefings from government agencies and institutions. Communication has been noted to boost awareness

for centuries (Leavy et al., 2014). While companies rely on communication through mass media to create awareness about their brand, so do governments also rely on communication in times of serious health threats, to draw its citizens’ attention to the disease or pandemic (COVID-19). During the pandemic, the purpose of government communication was to inform its citizens about the virus, and the necessary precautionary measures they should take. These communications create awareness of COVID-19, which eventually motivates citizens’ health and BC (Radwan and Mousa, 2020). According to Ngwu (2017), BC communication is one of the strategies that is adapted to move people from awareness to action. Ngigi and Busolo (2018) stated that BC communication affects the adoption of recommended behavior. Studies have also established the relationship between awareness and BC (Kite et al., 2018; Mei et al., 2016). For instance, Kite et al. (2018) in their study to test whether recognition of health campaigns results in BC found that recognition has an influence on BC. Mei et al. (2016) also found a relationship between environmental awareness and BC toward climate change, waste management, water pollution, and air pollution among Malaysians.

Finally, the study found that F&P negatively moderated the relationship between awareness and BC amidst COVID-19. The outbreak of the COVID-19 pandemic brought about so much F&P among citizens all over the world, and the role of government communication was to face out rumors and false information. According to the framework for fear appeal, a higher level of fear and anxiety results in an increased motivation to gain relevant information that helps them protect themselves or obtain a desired behavior (So et al., 2016). Again, other studies have also confirmed the positive influence of F&P in an individual life to adopt a desirable behavior (Wu et al., 2021; Leung et al., 2021). For instance, Wu et al. (2021) whose study was based on the fear appeal, found that anxiety has a significant influence on citizens’ preventive behavior. Leung et al. (2021) also state that F&P is an emotional trigger that influences citizens’ impulse buying behavior during the pandemic. Basch et al. (2020) suggest that F&P serves as a spur for citizens’ information search. Studies have also proven the positive influence of awareness and BC (Abd Hamid et al., 2021; Sen et al., 2021; Mulchandani and Orji, 2021). However, the joint effect of both awareness and F&P was found to reduce BC among citizens. This, therefore, suggests that, when citizens are more knowledgeable about the pandemic, F&P will not be a good tool for enhancing BC. Similarly, when

citizens are less knowledgeable about the pandemic, F&P becomes an effective tool for achieving BC. It was realized from Figure 4 that, the score for BC was almost the 'high awareness and high F&P' (orange line), and 'high awareness and low F&P' (blue line). This shows that the effect of F&P was very minimal

when awareness of COVID-19 was at high levels. F&P was however an effective tool in enhancing BC when knowledge of the virus was minimal. From Figure 4, the score for BC was much higher for 'low awareness and high F&P' (orange line), than for 'low awareness and low F&P' (blue line).

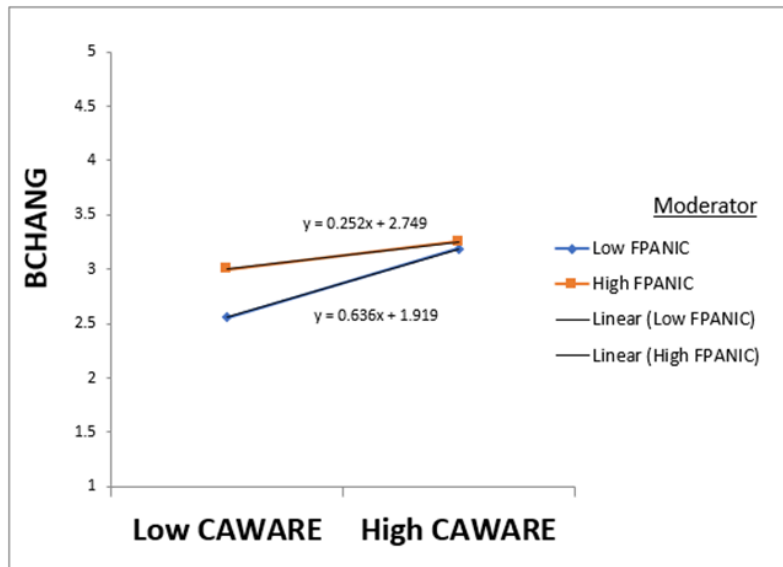


Figure 4. Two-Way Interaction Plot

Conclusion

The study sought to assess the effect of government communication on BC amidst the COVID-19 pandemic, and the mediating role of awareness in this relationship. The moderating role of F&P in the relationship between awareness and BC was also ascertained. The study was based on 304 residents in Ghana. Descriptive analysis was conducted, after which SEM was run to estimate the path coefficients. It was concluded after the study that, government communication had a significant positive effect on BC among residents in Ghana. Further, government communication had a significant positive effect on COVID-19 awareness, while awareness subsequently had a significant positive effect on BC among the citizens. Awareness was found to partially mediate the relationship between government communication and BC. Finally, it was concluded that, although F&P had a direct positive effect on BC among citizens, it negatively moderated the relationship between awareness and BC.

Conflict of Interest

There were no potential or real conflict of interest in the conduct of this study.

Acknowledgement

We wish to thank all the participants of this study.

Data Availability

The data for this study is available upon request to the corresponding author.

References

- Abamecha, F., Sudhakar, M., Abebe, L., Kebede, Y., Alemayehu, G., & Birhanu, Z. (2021). Effectiveness of the school-based social and behaviour change communication interventions on insecticide-treated nets utilization among primary school children in rural Ethiopia: a controlled quasi-experimental design. *Malaria Journal*, 20(1), 1-15. <https://doi.org/10.1186/s12936-020-03578-x>
- Abd Hamid, I., Yahaya, W. A. W., & Rahim, H. (2021). Assessment of Awareness and Behaviour Among Secondary School Students on Climate Change. *Malaysian Journal of Social Sciences and Humanities (MJSSH)*, 6(6), 259-264. <https://doi.org/10.47405/mjssh.v6i6.829>
- Alshaikh, M., & Adamson, B. (2021). From awareness to influence: Toward a model for improving employees' security behaviour. *Personal and Ubiquitous Computing*, 25(5), 829-841. <https://doi.org/10.1007/s00779-021-01551-2>

- Amoako, T., Huai, S. Z., Dogbe, C. S. K., & Pomegbe, W. W. K. (2020). Effect of internal integration on SMEs' performance: the role of external integration and ICT. *International Journal of Productivity and Performance Management*. <https://doi.org/10.1108/IJPPM-03-2020-0120>
- Antwi-Boasiako, J., & Nyarkoh, E. (2021). Government Communication during the Covid-19 Pandemic in Ghana. *International Journal of Public Administration*, 44(13), 1175-1188. <https://doi.org/10.1080/01900692.2021.1956950>
- Basch, C. H., Mohlman, J., Hillyer, G. C., & Garcia, P. (2020). Public health communication in time of crisis: Readability of on-line COVID-19 information. *Disaster Medicine and Public Health Preparedness*, 14(5), 635-637. <https://doi.org/10.1017/dmp.2020.151>
- Chang, C. (2022). Cross-country comparison of effects of early government communication on personal empowerment during the COVID-19 pandemic in Taiwan and the United States. *Health Communication*, 37(4), 476-489. <https://doi.org/10.1080/10410236.2020.1852698>
- Dogbe, C. S. K., Bamfo, B. A., & Pomegbe, W. W. K. (2021). Market orientation and new product success relationship: The role of innovation capability, absorptive capacity, green brand positioning. *International Journal of Innovation Management*, 25(03), 2150033. <https://doi.org/10.1142/S136391962150033X>
- Du, H., Yang, J., King, R. B., Yang, L., & Chi, P. (2020). COVID-19 increases online searches for emotional and health-related terms. *Applied Psychology: Health and Well-Being*, 12(4), 1039-1053. <https://doi.org/10.1111/aphw.12237>
- Durand, H., Mc Sharry, J., Meade, O., Byrne, M., Kenny, E., Lavoie, K. L., & Molloy, G. J. (2021). Content analysis of behaviour change techniques in government physical distancing communications for the reopening of schools during the COVID-19 pandemic in Ireland. *HRB Open Research*, 4(78), 78. <https://doi.org/10.12688/hrbopenres.13357.1>
- Fornell, C., & Larcker, D. F. (1981). Evaluating structural equation models with unobservable variables and measurement error. *Journal of Marketing Research*, 18(1), 39-50. <https://doi.org/10.1177/002224378101800104>
- Ghosh, S., & Saha, M. (2013). Health communication and behavioural change: An exploratory study among marginalized communities in rural West Bengal, India. *Journal of Health Management*, 15(3), 307-327. <https://doi.org/10.1177/0972063413492038>
- Hair, J. F., Black, W. C., Babin, B. J., & Anderson, R. E. (2010). *Multivariate data analysis: A global perspective* (7th Ed.). Pearson Education.
- He, C. H., Hu, X. M., Wang, G. Z., Zhao, W., Sun, D. W., Li, Y. C., ... & Wang, S. Q. (2014). Eliminating Plasmodium falciparum in Hainan, China: a study on the use of behavioural change communication intervention to promote malaria prevention in mountain worker populations. *Malaria Journal*, 13(1), 1-13. <https://doi.org/10.1186/1475-2875-13-273>
- Hulin, C., Netemeyer, R., & Cudeck, R. (2001). Can a reliability coefficient be too high? *Journal of Consumer Psychology*, 10(1/2), 55-58. https://doi.org/10.1207/S15327663JCP1001&2_05
- Hyland-Wood, B., Gardner, J., Leask, J., & Ecker, U. K. (2021). Toward effective government communication strategies in the era of COVID-19. *Humanities and Social Sciences Communications*, 8(1), 1-11. <https://doi.org/10.1057/s41599-020-00701-w>
- Ironmonger, L., Ohuma, E., Ormiston-Smith, N., Gildea, C., Thomson, C. S., & Peake, M. D. (2015). An evaluation of the impact of large-scale interventions to raise public awareness of a lung cancer symptom. *British journal of cancer*, 112(1), 207-216. <https://doi.org/10.1038/bjc.2014.596>
- Kelly, M. P. and Barker, M. (2016). Why is changing health-related behaviour so difficult? *Public Health* 136:109-116. <https://doi.org/10.1016/j.puhe.2016.03.030>
- Kenu, E., Frimpong, J., & Koram, K. (2020). Responding to the COVID-19 pandemic in Ghana. *Ghana Medical Journal*, 54(2), 72-73. <https://doi.org/10.4314/gmj.v54i2.1>
- Kite, J., Gale, J., Grunseit, A., Li, V., Bellew, W., & Bauman, A. (2018). From awareness to behaviour: testing a hierarchy of effects model on the Australian Make Healthy Normal campaign using mediation analysis. *Preventive medicine reports*, 12, 140-147. <https://doi.org/10.1016/j.pmedr.2018.09.003>
- Leavy, J. E., Bauman, A. E., Rosenberg, M., & Bull, F. C. (2014). Examining the communication effects of health campaigns: A case study using find thirty every day in Western Australia. *Sage Open*, 4(2), 2158244014533557. <https://doi.org/10.1177/21582444014533557>
- Leung, J., Chung, J. Y. C., Tisdale, C., Chiu, V., Lim, C. C., & Chan, G. (2021). Anxiety and panic buying behaviour during COVID-19 pandemic—a qualitative analysis of toilet paper hoarding contents on Twitter. *International Journal of*

- Environmental Research and Public Health*, 18(3), 1127. <https://doi.org/10.3390/ijerph18031127>
- Li, H., Chen, X., & Huang, H. (2020). The novel coronavirus outbreak: What can be learned from China in public reporting? *Global Health Research and Policy*, 5, 9. <https://doi.org/10.1186/s41256-020-00140-9>
 - Lim, V. W., Lim, R. L., Tan, Y. R., Soh, A. S., Tan, M. X., Othman, N. B., ... & Chen, M. I. (2021). Government trust, perceptions of COVID-19 and behaviour change: cohort surveys, Singapore. *Bulletin of the World Health Organization*, 99(2), 92. <https://doi.org/10.2471/BLT.20.269142>
 - Mei, N. S., Wai, C. W., & Ahamad, R. (2016). Environmental awareness and behaviour index for Malaysia. *Procedia-Social and Behavioral Sciences*, 222, 668-675. <https://doi.org/10.1016/j.sbspro.2016.05.223>
 - Mosdøl, A., Lidal, I. B., Straumann, G. H., & Vist, G. E. (2017). Targeted mass media interventions promoting healthy behaviours to reduce risk of non-communicable diseases in adult, ethnic minorities. *Cochrane Database of Systematic Reviews*, (2). <https://doi.org/10.1002/14651858.CD011683.pub2>
 - Mugisa, M., & Muzooru, A. (2012). Behavioral change communication strategy vital in malaria prevention interventions in rural communities: Nakasongola district, Uganda. *The Pan African Medical Journal*, 13(Suppl 1).
 - Mulchandani, D., & Orji, R. (2021, June). A Persuasive Game to Promote Awareness and Adoption of COVID-19 Precautionary Measures. In *Adjunct Proceedings of the 29th ACM Conference on User Modeling, Adaptation and Personalization* (pp. 83-85). <https://doi.org/10.1145/3450614.3461678>
 - Naeem, M. (2021). Do social media platforms develop consumer panic buying during the fear of Covid-19 pandemic. *Journal of Retailing and Consumer Services*, 58, 102226. <https://doi.org/10.1016/j.jretconser.2020.102226>
 - Ngigi, S., & Busolo, D. N. (2018). Behaviour change communication in health promotion: Appropriate practices and promising approaches. *International Journal of Innovative Research and Development*, 7(9), 84-93. <https://doi.org/10.24940/ijird/2018/v7/i9/SEP18027>
 - Ngwu, U. I. (2017). The practice of open defecation in rural communities in Nigeria: a call for social and behaviour change communication intervention. *International Journal of communication research*, 7(3), 201-206.
 - Pallant, J. (2020). *SPSS survival manual: A step by step guide to data analysis using IBM SPSS*. Routledge. <https://doi.org/10.4324/9781003117452>
 - Parsekar, S. S., Pundir, P., & Bevilacqua, V. (2020). Reproductive, maternal, Newborn, child and adolescent health and related behaviour change communication strategies in Bangladesh, Nepal and India: a narrative review. *Clinical Epidemiology and Global Health*, 8(1), 280-286. <https://doi.org/10.1016/j.cegh.2019.08.014>
 - Pomegbe, W. W. K., Li, W., Dogbe, C. S. K., & Otoo, C. O. A. (2020). Enhancing Innovation Performance of Small and Medium-sized Enterprises Through Network Embeddedness. *Journal of Competitiveness*, 12(3), 156-171. <https://doi.org/10.7441/joc.2020.03.09>
 - Power, E., & Wardle, J. (2015). Change in public awareness of symptoms and perceived barriers to seeing a doctor following Be Clear on Cancer campaigns in England. *British Journal of Cancer*, 112(1), S22-S26. <https://doi.org/10.1038/bjc.2015.32>
 - Radwan, A. F., & Mousa, S. A. (2020). Government communication strategies during coronavirus pandemic: United Arab Emirates lessons. *Journal of Health Management*, 22(4), 516-527. <https://doi.org/10.1177/0972063420983091>
 - Ruiter, R. A. C., Kessels, L. T. E., Peters, G.-J. Y., & Kok, G. (2014). Sixty years of fear appeal research: Current state of the evidence. *International Journal of Psychology*, 49(2), 63-70. <https://doi.org/10.1002/ijop.12042>
 - Saaka, M., Wemah, K., Kizito, F., & Hoeschle-Zeledon, I. (2021). Effect of nutrition behaviour change communication delivered through radio on mothers' nutritional knowledge, child feeding practices and growth. *Journal of Nutritional Science*, 10. <https://doi.org/10.1017/jns.2021.35>
 - Sarsah, S. A., Tian, H., Dogbe, C. S. K., Bamfo, B. A., & Pomegbe, W. W. K. (2020). Effect of entrepreneurial orientation on radical innovation performance among manufacturing SMEs: the mediating role of absorptive capacity. *Journal of Strategy and Management*. <https://doi.org/10.1108/JSMA-03-2020-0053>
 - Schliemann, D., Su, T. T., Paramasivam, D., Treanor, C., Dahlui, M., Loh, S. Y., & Donnelly, M. (2019). Effectiveness of mass and small media campaigns to improve cancer awareness and screening rates in Asia: a systematic review. *Journal of global oncology*, 5, 1-20. <https://doi.org/10.1200/JGO.19.00011>
 - Scopelliti, M., Pacilli, M., & Aquino, A. (2021). TV news and COVID19: Media influence on healthy

- behavior in public spaces. *International Journal of Environmental Research and Public Health*, 18, 1879. <https://doi.org/10.3390/ijerph18041879>
- Sen, L. T. H., Bond, J., Phuong, L. T. H., Winkel, A., Tran, U. C., & Le, N. V. (2021). The importance of climate change awareness for the adaptive capacity of ethnic minority farmers in the mountainous areas of Thua Thien Hue province. *Local Environment*, 26(2), 239–251. <https://doi.org/10.1080/13549839.2021.1886064>
 - Snyder, L. B., Hamilton, M. A., Mitchell, E. W., Kiwanuka-Tondo, J., Fleming-Milici, F., & Proctor, D. (2004). A meta-analysis of the effect of mediated health communication campaigns on behavior change in the United States. *Journal of health communication*, 9(S1), 71–96. <https://doi.org/10.1080/10810730490271548>
 - So, J., Kuang, K., & Cho, H. (2016). Reexamining fear appeal models from cognitive appraisal theory and functional emotion theory perspectives. *Communication Monographs*, 83(1), 120–144. <https://doi.org/10.1080/03637751.2015.1044257>
 - Su, L., Du J., & Du, Z. (2022). Government Communication, Perceptions of COVID-19, and Vaccination Intention: A Multi-Group Comparison in China. *Frontier in Psychology*. 12:783374. <https://doi.org/10.3389/fpsyg.2021.783374>
 - Su, L., Du, J., & Du, Z. (2021). Government Communication, Perceptions of COVID-19, and Vaccination Intention: A Multi-Group Comparison in China. *Frontiers in Psychology*, 12, 783374–783374. <https://doi.org/10.3389/fpsyg.2021.783374>
 - Wakefield, M. A., Loken, B., & Hornik, R. C. (2010). Use of mass media campaigns to change health behaviour. *The Lancet*, 376(9748), 1261–1271. [https://doi.org/10.1016/S0140-6736\(10\)60809-4](https://doi.org/10.1016/S0140-6736(10)60809-4)
 - Whitehead, K., & Parkin, T. (2022). UK Dietitians' views on communication skills for behaviour change: A 10 year follow-up survey. *Journal of Human Nutrition and Dietetics*, 35(1), 112–123. <https://doi.org/10.1111/jhn.12903>
 - WHO (2020). WHO Director-General's opening remarks at the media briefing on COVID-19 - 11 March 2020. (2020/4/15), <https://www.who.int/dg/speeches/detail/who-director-general-s-openingremarks-at-the-media-briefing-on-covid-19%2D%2D11-march-2020>.
 - Wu, G., Deng, X., & Liu, B. (2021). Using fear appeal theories to understand the effects of location information of patients on citizens during the COVID-19 pandemic. *Current Psychology*, 1–13. <https://doi.org/10.1007/s12144-021-01953-8>
 - Wu, G., Deng, X., & Liu, B. (2022). Managing urban citizens' panic levels and preventive behaviours during COVID-19 with pandemic information released by social media. *Cities*, 120, 103490. <https://doi.org/10.1016/j.cities.2021.103490>
 - Zhu, X., Wu, S., Miao, D., & Li, Y. (2008). Changes in emotion of the Chinese public in regard to the Sars period. *Social Behavior & Personality*, 36(4), 447–454. <https://doi.org/10.2224/sbp.2008.36.4.447>

Declarations

Funding: No specific funding was received for this work.

Potential competing interests: No potential competing interests to declare.