

[Open Peer Review on Qeios](#)

## RESEARCH ARTICLE

# The Moderating Effects of Urban Design on Willingness to Walk in a Tropical City

John Zacharias<sup>1</sup><sup>1</sup> Peking University

Funding: Centre for Liveable Cities.

Potential competing interests: No potential competing interests to declare.

## Abstract

Walkability and the willingness to walk (WTW) are enhanced with supportive urban design in temperate climate cities. Walking in a tropical city is challenged by the physiological stresses brought on by high air temperature, intense sunlight and humidity but it remains unknown to what extent urban design compensates for these stressors in walking behaviour. In this study, the relative impacts of the walking environment and microclimate on WTW and on walking distance were measured in a field study in Singapore. Participants executed a planned walk and reported assessments of 10 environmental factors, as well as WTW, at assigned locations. Restoration in WTW was observed at certain points on the itinerary across participants, while total voluntary walked distance equalled that of an indoor, air-conditioned walk at the same location. All environmental design variables showed a positive relationship with WTW, but not with objectively measured temperature and humidity. Urban design has a significant impact on willingness to walk in a tropical city.

**John Zacharias**\**College of Architecture and Landscape**Peking University, Beijing, PR China*\*e-mail: [johnzacharias@pku.edu.cn](mailto:johnzacharias@pku.edu.cn)**Keywords:** Pedestrians, perception, tropics, spatial behavior.

## Introduction

Daily walking for able-bodied people is widely recognized as one of the best ways to counter sedentariness and incipient non-communicable disease. In general, public health programmes involving dietary change, fitness regimens, and

attitudinal change have not reversed the steady and worldwide decline in fitness (UN, 2024). This human health crisis prompted the World Health Organization (WHO) initiative to reduce mortality due to obesity by one-third by 2030, as part of the United Nations' sustainable development goals (SDGs). In tropical environments it is often held that the climate does not support outdoor walks and that people resist walking in ambient conditions outside the normal comfort zone (Kasim, 2023; Arif, 2020). In keeping with this notion and to provide alternative environments, urban planning promotes climate-controlled shopping centres and public transport, while investing little in outdoor walking environments thought to be unusable. It is widely held that these unfavourable climatic conditions prompt an approach where fitness involves a managed diet and planned physical exercise in dedicated facilities, which is very demanding anywhere in the world.

In Singapore, obesity in the population rose from 8.6% in 2013 to 10.5% in 2017, with 20.7% of the population currently at high risk (Government of Singapore, 2023). There are many initiatives to promote increased physical activity in Singapore, as well as cooling facilities in walking environments and extensive air-conditioned interior environments that are thought to host moderate physical activity like walking. The National Steps Challenge (<https://www.healthhub.sg/programmes/nsc>) emphasizes indoor exercise at home and at the gym, as well as organized workouts in various settings. It is widely held in Singapore that walking in a tropical climate is stressful. Various media report the long-term rise in ambient temperature in the country (Straits Times, 2023), the increasing use of air conditioning and the expansion in impermeable outdoor surfaces. In response to the increasing environmental load, the government has included in its Underground Space Master Plan, the promotion of underground tunnels for pedestrian movement. While it is often held that the use of public transport instead of the private car for commuting should increase the total amount of daily physical activity, in Singapore it was found that this belief is unsupported (Tan et al., 2018). In that study, the contribution of the walk to public transport was minor or insignificant in the total steps per day of school-age children.

It remains unclear the extent to which urban design mitigates patterns of low kinetic effort in the context of the tropical climate inducing these behavioural outcomes. If tropical climate is largely responsible for resistance to public activity outdoors, then we could expect a continuous and rapid decline in walking rates and distances for voluntary walks across travel purposes and local, outdoor environments. If the organized physical environment were to have a dominant effect, we could expect greater variations in the observed behaviour across environments and restorations in walking distance as a function of local environmental characteristics. The present study is aimed at revealing the effects of urban design on walking outcomes in the everyday outdoor walking environment.

While many cross-sectional studies have suggested the influence of environment on self-locomotion, they cannot provide proof of causality. A quasi-experimental framework, where the environmental variables are isolated and both perceptions of walkability and observed walking behaviours are simultaneously recorded, allows us to isolate the environmental variables linked to the behaviours. Such an approach, taken in this study, also allows insights into the relationship between stated willingness to perform walking behaviour and the behaviours actually taken.

## Environmental factors in willingness to walk

Positive affect—the experience of positive moods of interest, delight or awareness—is believed to support more physical activity such as walking. Exposure to an agreeable outdoor environment and especially natural landscape improves well-being. Directed attention, perceived exertion and mood are improved more substantially outdoors than indoors (Rogerson et al., 2018). All walking produces feelings of self-efficacy, but the effects are somewhat stronger when walking occurs outdoors (Weinkauff Duranso, 2019).

Walking trips are limited by time and energy constraints, but also by the affordances offered by the walking environment. Early studies on walking environments generally supported the distance-decay model although the causal factors for the decline remain uncertain (Seneviratne, 1985; Pushkarev and Zupan, 1975). The distance-decay model for WTW is upheld across walking environments with elasticity in the distance dimension across environments. Similarity between the distributions of energy expenditure as a function of distance in accumulated walking trips and the distance-decay function (Hsu and Tsai, 2014) suggests that walking distance is at least in part limited by physical fatigue.

Walking distance also varies according to the physical characteristics and land uses of the walk environment (Hsu and Tsai, 2014; Jiang et al., 2012). These positive effects of environment are widely thought to be overtaken by tropical conditions, with ambient temperature, humidity and solar radiation all thought to have major disincentivizing effects on walking (Lau et al., 2019). Direct exposure to weather stressors in a tropical environment are hard to avoid and are felt by humans in those environments, umbrellas and portable fans notwithstanding. Physiological response to tropical weather in a walk in Singapore, in the form of stress events incurred by more perspiration and a drop in skin temperature, shows great variation over the course of the walk and some consistency across the four legs of a walking exercise (Benita et al., 2020). The physiological responses to heat stressors are, however, unrelated to self-evaluations of comfort by the ten participants in that study. This result suggests that other environmental factors might be moderating the input from physiological response. In the semi-tropical environment of Hong Kong, pedestrians also experience thermal stress in certain locations and at certain times of the year, with estimates of travel time increasing with increasing stress (Jia and Wang, 2021), in keeping with previous findings. In general, the responses of humans to stressful thermal conditions and perceived walkability, in addition to actual behaviours in those environments, remain poorly understood.

Restoration in walking behaviour across the population signals the effect of environment. In temperate and comfortable walking conditions, the distance-decay distribution of walking trips may be subject to short-range reversal as a function of restoration (Bailey et al., 2018). Exposure to natural settings is associated with restoration – lowered heart rate and cardiovascular pressure, improved cognition and mental processing (Bowler et al., 2010). Restoration is an important concept in health, represented by lowered blood pressure, increased attentiveness, and increased self-efficacy. Exposure to the outdoors may result in lowered stress levels (Kondo et al., 2018). Restoration is found to occur in exposure to natural or green environments (Dzhambov et al., 2019), historical sites (Scopelliti et al., 2019), positive soundscapes (Aletta et al., 2018) and public squares (San Juan, 2017), and throughout many of these studies as a function of engagement with the setting.

If all of the above ambient factors are seen to have impact on WTW, it may be that in the course of the walk that there are restorative episodes followed by more walking and a cumulatively longer walk, in spite of the tropical environment. In this

sense, restorative episodes promote increased WTW. Discrete restorative experiences have been explored in controlled settings, but it remains to demonstrate how such findings generalize to the settings of everyday life where conditions are felt directly, as in the present study.

How can we measure the willingness to walk and the distance actually covered by the walk? Much research on walkability has used visual imagery to gauge public willingness to walk. Extensive research has consistently shown the ecological validity of static imagery for aesthetic preference (Stamps, 1990, Hetherington et al., 1993, Heft and Nasar, 2000; Scott and Canter, 1997; Hull and Stewart, 1992; Collado et al., 2017) and for the restorative properties of environments (Ulrich et al., 1991; Collado et al., 2017). Such methods may not apply to dynamic decision-making in the course of a walk. Direct experience of the environment may introduce variations in response between built and natural environments that are not immediately perceived in static imagery (Scopelliti et al., 2019). Real world experience has many more referents than can be represented in media. In Singapore, it is found that self-reported comfort varies much more than objective measures of the local climate when participants conduct a predetermined walk itinerary (Benita et al., 2020). The environmental and physiological stressors associated with walking cannot easily be represented virtually or by enquiring on the perception of those stressors. This reality prompts the conduct of a real, planned walk with responses to environmental factors and willingness gathered throughout, the approach taken in this study.

Based on the general results of laboratory tests of walkability mentioned above, and the empirical reality of great variation in walking rates and distances across environments, we have three related hypotheses; namely, that:

1. Selected environmental factors will figure prominently in the experience of the pedestrian;
2. Grouped evaluations of the importance of those environmental factors will vary across the environment;
3. Environmental factors will play a role in the willingness to prolong walking.

The present study uses the 'willingness to walk' (WTW) metric as a measure of positive or negative response to the experienced local environment, in keeping with previous studies (Leung et al., 2018; Hsu & Tsai, 2014; Seneviratne, 1985).

## Methods

### *Participants*

Participants were invited via a social media app, where volunteers were asked to conduct an outdoor walk in the Orchard Road area, Singapore's pre-eminent shopping area, and respond to questions about their experience over the course of the walk. They consented online to their confidential participation and all protocols were approved by the Institutional Review Board (IRB) of the National University of Singapore. Recruits came to the start location by public transport or car and not by non-motorized transport. Participants could stop the walk at any time. There were 101 participants who participated in the walk exercise and were compensated nominally for their time. Nearly all were Singaporean citizens, 48% were female, all had lived in Singapore more than 5 years, some for their entire lives. They were familiar or highly

familiar with this well-known location, with 76% visiting the Orchard Road area at least once a month. The average age was 25 (SD=11.2).

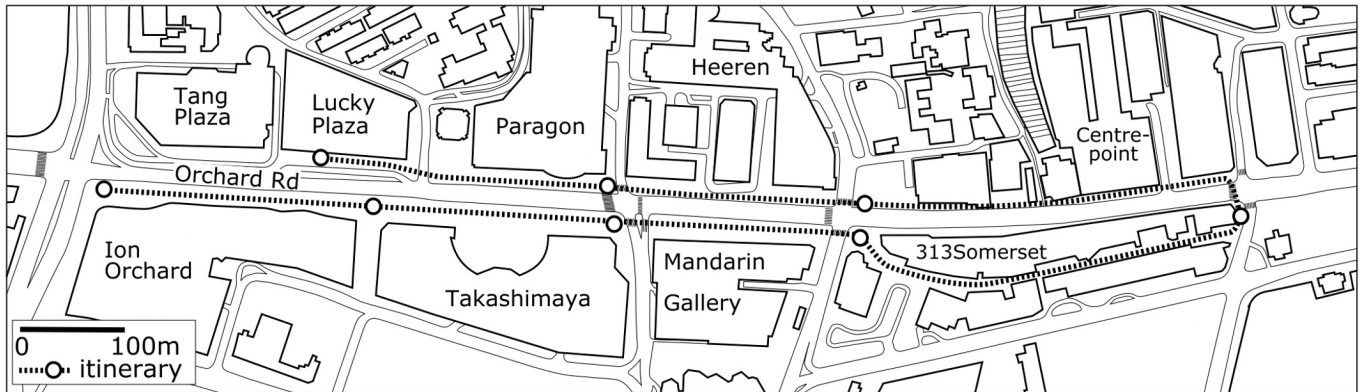
### *Location*

The study of response to local conditions of a pre-assigned walk was located at Orchard Road, the pre-eminent shopping environment in the city-state (figure 1). It was chosen firstly because of the substantial pedestrian facilities (figure 1), with other pedestrians sharing the space, in the effort to maximize comfort for participants and thus improve awareness during the test experience. With the hypothesis that the perceived physical environment, volumetry, building façades, planting will impact feelings of comfort, these feelings could be expected to impact the willingness to continue. Capturing variations in feelings about different elements of the immediate environment requires a varied environment. While the study design necessarily involves the physical environment, one is bound by what exists. The itinerary, described below, covers several segments of Orchard Road with substantial variation in the following: walkway width, presence of shade trees and plantings, volumetry of building façades, presence of a roof. While the research design does not allow the determination of certain effect size for each of those urban design elements in their varied combinations in a single environment, the substantial variation in the metrics and qualities of those elements across that environment are expected to provoke variations in feeling, leading to the willingness to continue the walk.

The itinerary was divided into seven segments according to the major physical characteristics noted above and selecting the edge of an intersection or crossing as the anchor for application of the survey instrument. The total length of the proposed walk was 2004 m (figure 2). Although there is a slight decline in elevation toward the east, the trajectory is nearly at a single level, with a maximum of a half-dozen stair steps on any one segment. All of the itinerary can be used to directly access shopping centres located on both sides of Orchard Road with some of the walk bordered by shop windows and trees. The hypothesis is that such locally initiated landscape and building designs firstly would be distinguishable and evaluable and secondly, that they affect both actual voluntary walking distance and the expression of willingness.



**Figure 1.** The outdoor walking environment on Orchard Road, Singapore.



**Figure 2.** The outdoor Orchard Road experiment site in Singapore

## Method

Participants provided information on the frequency of visits to the area, their rate of participation in moderate to vigorous physical activity (MVPA), with a list of examples to inform the response, and frequency of self-assessed vigorous walking. They also reported on the frequency of their visits to the test environment. Participants walked the first segment, at the end of which they were asked to assess the environment just traversed according to 10 items, all arranged as 7-point semantic differentials. The items were assessed for the sufficiency of provision – walkway width; pleasancy – number of pedestrians, vegetation; comfort – noise, wind, crosswalks. They then assessed their willingness to continue walking on the 7-point scale, followed by the binary continuance or termination. The assessments were repeated at the end of each subsequent segment completed by the participant and without access to the previous segment scores recorded on the research assistant's iPad. There were no rest periods or opportunities to sit although participants could progress at their own pace. Finally, the participants ranked the environmental items by importance to their experience of comfort. Distance and time information was gathered using Strava®v.8.

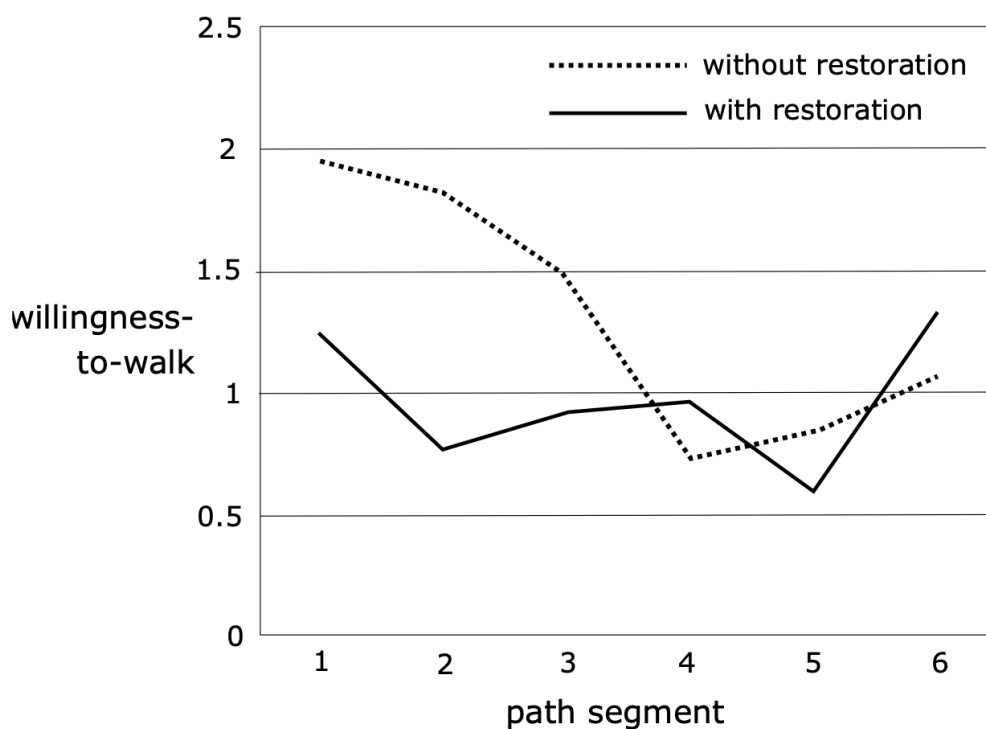
## Analysis

Complete responses to the questionnaire and field survey were obtained, so that all data from the field study were retained for analysis. Variations in response were reported across the 10 variables with frequency distributions tending to normal (Table 1). Mean WTW scores were compared across the segments of the itinerary in addition to changes in individual responses by segment. Bivariate analysis related WTW to environmental factor assessment for the related walk segment. Rank scores for factors were analyzed to gauge the importance of such environmental elements to the participant experience. Multiple regression assessed the specific contributions of environmental and design factors to WTW. A separate regression considered the contribution of visit rate, MVPA, age and sex. The following results are reported in the above order, followed by a discussion of their meaning for walkability in tropical urban environments.

## Results

Overall, 92% of participants completed four segments totalling 1041m, 48% completed five segments at 1430m, 32% completed 6 segments of 1681m, while 23% completed the circuit of 2004m. Of the 101 participants, 37 showed at least one instance of willingness restoration, 40 expressed successive decline in willingness while the remainder showed no change in WTW over the course of the walk. There is nevertheless restoration in willingness in pooled response for groups at particular junctures on the walk, with the no-restoration group starting much higher in willingness (figure 3).

There is great variation among participants in the duration of the field exercise (mean=29.3 min; sd=20.5). In theory, the longer one stands in a stressful environment, the less likely a self-assessment of comfort; however, there is no significant correlation between duration and any of the environmental factors, except a small negative effect of sunlight for longer duration walks.



**Figure 3.** Mean WTW by segment by groups with and without restoration in willingness over the course of the walk

There are distinct variations in response across environmental items at the first segment. Across all respondents and all items, there are four distinct levels of mean response ( $p < .05$ ). Highest score was given walkway width, while vegetation levels and wind were the lowest. They were significantly lower than the comfort scores for shade and sun. Moreover, sun was given the same comfort rating as shade overall. In the second segment, again we find that shade and sunlight are in the mid-range of responses, while more negative response was given to noise, street crossing and numbers of pedestrians. In other words, the ordering and evaluation of items varied according to path segment, in keeping with our

expectation that response would vary by environment.

Is there significant variation in the average response across the questions by individual? There are at least three distinct groups of participants by response level, in terms of the 95% confidence of their mean response:

- Confidence band -3 to -1.3
- Confidence band -1 to +1.27
- Confidence band +1 to +3.57

The bivariate analysis of environmental items and WTW reveal moderate to strong relations across the entire sample of walks (n=476). Willingness to continue the walk is related to walkway width (.253; p=.000); building features (.253; p=.000); shade (.066; ns); sunlight (.093; p=.042); noise (.094; p=.042); temperature (.142; p=.002); wind (.160; p=.000); street crossing (.160; p=.030); pedestrians (.207; p=.000); vegetation (.192; p=.000). Willingness may be related to comfort afforded by temperature although the result is not significant (.194) and is not related to sunlight. Over the first three segments, willingness to continue remains the same (40), decreases (36) and increases at least for one or more segments (25). Willingness is unrelated to trip duration, regardless the trip segment. WTW is unrelated to measured temperature, which was recorded in the field at the point of response, and also unrelated to humidity, retrieved from a weather report. Comfort associated with environmental factors, as assessed by participants, with the exception of shade, were positively related to WTW. These results prompted the retention of all variables in the following regression models.

We isolated the willingness question from specific evaluations such that the relationships are more likely at the subconscious level. Since the scale was a perceived comfort scale, higher values indicate higher comfort when considering a particular variable.

### *Regression models for environmental and human factors*

For interpretability purposes, the responses to the environmental variables were separated from the control variables in the following analysis. Several tests of suitability for regression were conducted. VIF values did not exceed 1.310, eliminating any significant covariance among variables. Linearity was observed in scatter plots for all 10 independent variables. Positive correlations with WTW averaged .159 (SD=.062). The data were normally distributed, using the Shapiro-Wilk test for normality of the 10 independent variables (low=.906; high=.943; p=.000), although the Breusch-Pagan model for homoscedasticity showed marginally acceptable results (F=3.718; p=.050). The distributions across the variable set can be observed in Table 1. Overall, the tests support the entry of data into a linear regression model.

**Table 1.** Distributions (percent) of survey responses (n=101) by variable and mean score, and the proportion of participants ranking variables by importance to their personal comfort



Environment	Comfort evaluation (%)							Score mean	Rank		
	-3	-2	-1	0	1	2	3		1	2	3
Walkway	3.4	7.8	10.7	13.9	18.9	29.1	16.2	.893	.179	.152	.168
Façades	1.1	3.2	6.5	27.6	28.4	24.0	9.3	.882	.061	.074	.086
Shade	4.4	9.5	13.3	11.6	20.4	25.3	15.6	.722	.194	.240	.189
Sunshine	5.1	9.1	15.8	15.4	20.0	23.2	11.6	.520	.088	.173	.145
Temperature	5.3	19.8	17.5	6.9	17.5	20.0	13.1	.238	.297	.122	.038
Noise	4.2	6.1	17.5	24.8	21.1	20.8	5.5	.368	.019	.040	.057
Wind	1.7	7.2	14.7	21.9	26.7	21.1	6.7	.550	.040	.074	.080
Crossing	4.6	8.6	14.7	36.8	15.2	16.0	4.0	.133	.027	.032	.034
Pedestrians	6.9	12.2	21.1	16.2	18.9	18.3	6.3	.082	.082	.082	.065
Vegetation	2.1	3.8	10.9	31.6	24.8	20.6	6.1	.600	.011	.008	.006

The size of the dataset and the effect size of individual variables prompts separate linear regressions. Linear regression for 10 environmental factors and 475 evaluations reveals modest but significant effects for all variables with the exception of shade ( $p < .05$ ). Individual contributions to the coefficient of determination amount to 26% of the variance (Table 2) with their combined effect amounting to 9% of variance ( $F(10)=4.592$ ,  $p=.000$ ), a medium effect in Cohen’s (1988) terms. The strongest effects are in walkway width, building façades and in pedestrian activity. All three vary considerably on the itinerary. Walkway width varies from 6 m to 15 m. Certain buildings have shop windows, awnings, galleries and more elaborate architectural treatments while others have blind walls or simple treatments. Pedestrian volume also varies considerably over the network.

**Table 2.** Regression coefficients for responses to 10 environmental variables in the survey on WTW with contribution to variance

Environmental	R <sup>2</sup>			Stand.		
	R <sup>2</sup>	B	SE	B	t	p
Walkway width	.064	.268	.060	.253	9.364	.000
Building façades	.041	.281	.078	.202	4.485	.000
Shade		ns				
Sunshine	.009	.097	.078	.093	2.040	.042
Air temperature	.009	.088	.064	.094	2.053	.041
Noise	.020	.168	.070	.142	3.128	.002
Wind	.026	.199	.068	.160	3.533	.000
Pedestrian crossing	.010	.122	.068	.100	2.177	.030
Number of pedestrians	.043	.217	.066	.207	4.608	.000
Vegetation	.037	.256	.070	.192	4.248	.000

To further assess the effect size of the relationship between these environmental factors and WTW, Cohen's  $f^2$  (1988) was calculated for multiple regression; that is  $f^2 = R^2 / (1 - R^2)$ . The resulting  $f^2$  value of .10 is a medium effect in Cohen's terms of 0.02 being a small effect and 0.35 being large in such social science research. This result should be understood in the context of a study using instantaneous assessments of multiple aspects of participants' personal experience in place.

The bivariate analysis of 9 demographic variables—years in Singapore, trip purpose, visit rate, sports activities, frequent vigorous walking, familiarity with Orchard Road, citizenship status, age and sex—with walking distance showed no significance except for sex (.231;  $p = .024$ ). The linear regression for sex on walking distance reveals moderate effect at  $R^2 = .054$ ;  $F(1) = 5.254$ ;  $p = .024$ ). Females walked somewhat shorter distance than males.

### *Rank of importance*

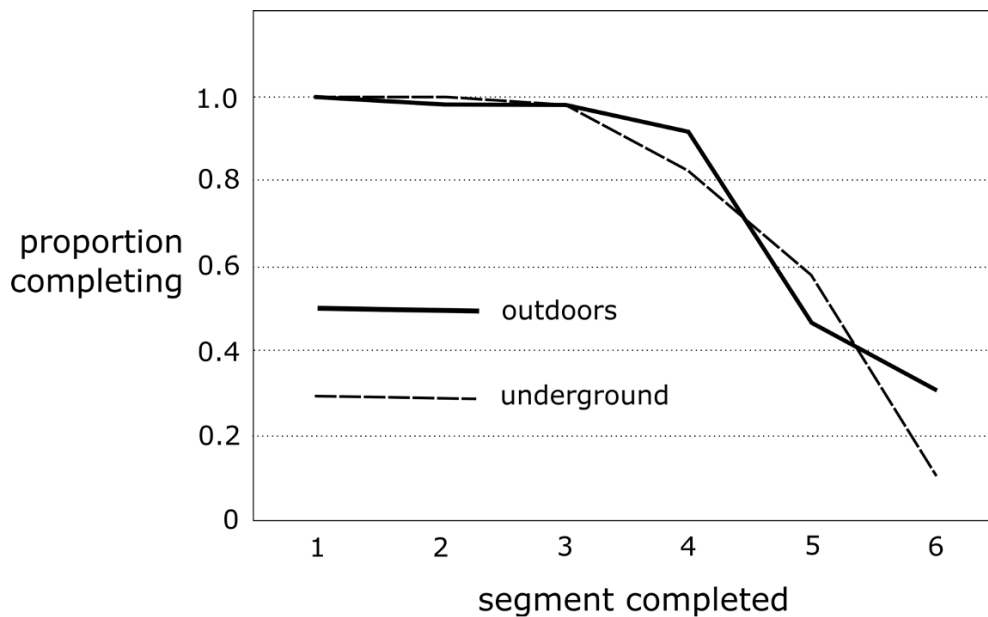
Participants were asked to rank by importance the 10 variables of interest in their personal comfort at the end of each walking segment. Three ranks were allowed. Overall, there are clear preferences in importance among the variables shared by the participants. In the distributions (Table 1), it can be seen that temperature, shade and walkway width figure prominently in rank 1, while temperature declines in ranking over the next two ranks. If the ranks are weighted inversely according to rank order and cumulated, then, in order of size, are temperature, shade and walkway width. All other factors figure much less in the scoring, although all variables were ranked first by at least some individuals. The self-reported comfort scores for variables do not directly relate to the ranks of importance accorded by participants.

Intensity of the experience with regard to the elements of the environment is a good gauge of the importance of that element in eventual, supportive interventions. We take the absolute values of the assessments to represent the amplitude of the response from indifference (0). In descending order of amplitude from indifference, the factors are as follows: walkway width (1.72); sunlight (1.60); temperature (1.53); shade (1.48); pedestrians (1.47); building features (1.38); vegetation (1.37); noise (1.28); wind (1.19); street crossing (0.76). These ranks differ somewhat at the lower end from the directly assigned ranks (Table 1).

## Discussion

Increasing willingness to walk lends support to the restoration theory – that something has contributed to improve the willingness to continue. The variations in experience over the course of the walk are attributable to urban design – walkway configuration and design, building façades, vegetation – along with the presence of pedestrians and noise. There remains the question whether ambient heat and humidity have nevertheless reduced the executed walk. We conducted a parallel study on the indoor, air-conditioned route at Orchard Road that is closely aligned with the outdoor environment immediately above and has approximately the same overall distance (Zacharias & Wang, 2020). The same protocols were used, with the same number of route segments and a slightly modified list of independent variables, while the

participant pool was exclusive to the underground experiment. In theory, the air-conditioned indoor environment should produce a longer walk over the hot, humid and sunny outdoor environment (Kasim, 2023; Arif, 2020). The two samples were arranged by the number of segments completed, with a correlation between the two sets of .97 (figure 4). Whatever the responses of the participants to the ambient conditions, the actual voluntary walk distance was nearly identical between indoor and outdoor environments in the same district.



**Figure 4.** The distance covered by participants in the outdoor (present study) and underground (Zacharias & Wang, 2021) exercises

The major stressors are not coming from the duration of the walk, while the actual distance traversed is likely the result of factors other than physical fatigue. Willingness itself is sufficiently related to a wide range of proximate environmental factors with no one factor dominant. Notable changes in that environment can be regarded as significant inducements for further perambulation. The increase in total traversed distance and number of steps, is achieved through specific environmental enhancements, all of which are attainable with environmental management in the existing physical setting, which was not specifically designed to support a comprehensive walking network.

Notwithstanding substantial agreement on local conditions, there are major differences among individuals in their walking speed and style, their use of the evaluation scale and the relation between willingness to walk further and actual continuation of the walk. Over all responses across all segments and participants, the relationship between WTW and walk continuation is positive (.35). The mean evaluation per individual was 1.48 (SD=.058), with the lowest average evaluation score at 0.70 and the highest at 2.35. In general, while participants tended to use different parts of the available scale, there was also general agreement on the relative effects of each item. This result is notable given the many possible influences on assessment, including instantaneity.

Heavy pedestrian flow might be associated with congestion or uncomfortable walking (Cepolina et al., 2018). Also, we

might assume that the higher the temperature, the more uncomfortable (Xiong et al., 2015); the noisier, the more uncomfortable (Perrin Jaegen & Chevret, 2016). The present study was concerned with the importance of the factor in WTW and its perceived effect on comfort. Hence it was possible that a relatively strong relationship between vegetation, for example, and WTW, contrasted with very low importance accorded vegetation in comfort.

The results of this study support the alternate hypothesis that climate is only one of several determinants of voluntary walking distance in a shopping district in a tropical city. Physical features of the walk environment have a preponderant role in the assessment of their individual inclination to walk further, but also in actual extensions to their walk. While the physical comfort factors were noted and had a direct relation with WTW, the cumulation of other factors had a more important role in the perceptions and subsequent behaviour.

There are limitations to this field study. While the study demonstrated that restoration in willingness was the result of environmental factors, it remains to determine the effectiveness of specific factors. This would require a much larger study with different tropical environments and new sets of participants for each. Also, participants were volunteers such that they may have been motivated by the topic, which may have impacted the length of their executed walk. Participants tended to be relatively young but it is unclear whether this would have an effect on response (Shigematsu et al., 2009), although age was not significant in these results. Even though responses are largely shared, it is also possible that other, unmeasured factors may have influenced the responses.

## Conclusion

Agreement among participants in their comfort assessments of environmental elements is consistent with subsequent assessment of the willingness to walk. Several elements have roughly equivalent weight in the assessments including the qualities and width of the walking surface, the visual effects of the building environment, air temperature, sunlight, environmental noise and conditions associated with the pedestrian flow. Assessments of nine factors vary positively with WTW and support a linear regression model of effects.

Participants generally agreed on the comfort effects of temperature and direct tropical sunlight but these assessments are unrelated to the simultaneously measured temperature and humidity. Clearly other factors relating to the design of the environment are interacting with these assessments of climate. Tropical climate could nevertheless remain salient in the overall outcome. To test this proposition, a parallel study of participants executing a similar walk, with the same number of test segments and distance was conducted in the climate-controlled underground environment of Orchard Road. In this way, the tropical climate was eliminated from consideration. The expected reduction in walking distance outdoors, compared with the underground route, was not upheld. Notwithstanding assessments by participants of the tropical environment, or independent measurements of those conditions, walking distance and WTW remained the same.

Participants expressed agreement on a restoration of WTW at certain junctures on the itinerary. The expected continuous decline in WTW, all other factors being equal, was not upheld in this case. As a result, it is clear that the designed

environment played a role in the restoration of WTW at certain points on the itinerary. Although the results are clear, a limitation of this study is the single site with just seven environmental segments. Ideally, a set of such tropical walking settings could be studied using the same protocols, which would enable the exact measurement of the effect of certain urban design features on walking distance. In the meantime, the results of this study are relevant to planning in Singapore and specifically give hope to those advocating improvement in the outdoor environment for increased outdoor walking among Singaporeans. This result strongly supports urban design interventions with the express purpose of increasing habitual and daily walking behaviours of urbanites in a tropical city.

## References

- Aletta F. et al (2016). Differences in soundscape appreciation of walking sounds from different footpath materials in urban parks *Sustainable Cities and Society* 27, 367-376
- Arif, V., & Yola, L. (2020). The Primacy of Microclimate and Thermal Comfort in a Walkability Study in the Tropics: A Review. *Journal of Strategic and Global Studies* 3(1). <https://doi.org/10.7454/jsgs.v3i1.1025>
- Bailey, A.W., Allen, G., Herndon, J. et al. (2018). Cognitive benefits of walking in natural versus built environments. *World Leisure Journal* 60, 4, 293-305.
- Benita, F., Bansal, G., Virupaksha, D., Scandola, F. & Tunçer, B. (2020). Body responses towards a morning walk in a tropical city. *Landscape Research* 45, 8, 966-983. doi: 10.1080/01426397.2020.1808956
- Bowler D.E., Buyung-Ali, L.M., Knight, T.M. & Pullin, A.S. (2010). A systematic review of evidence for the added benefits to health of exposure to natural environments *BMC Public Health* 10456.
- Cepolina, E. M., Menichini, F., & Rojas, P. G. (2018). Level of service of pedestrian facilities: Modelling human comfort perception in the evaluation of pedestrian behaviour patterns. *Transportation research part F: traffic psychology and behaviour* 58, 365-381.
- Cohen, Joel (1988). *Statistical power analysis for the behavioral sciences*. New York: Lawrence Erlbaum Associates.
- Collado, S., Staats, H., Corraliza, J. A., & Hartig, T. (2017). Restorative environments and health. *Handbook of environmental psychology and quality of life research*, 127-148.
- Dzhambov AM, Hartig T, Tilov B, Atanasova V, Makakova DR and Dimitrova DD 2019 Residential greenspace is associated with mental health via intertwined capacity-building and capacity-restoring pathways *Environmental Research* 178, 108708. doi: 10.1016/j.envres.2019.108708
- Government of Singapore. Ministry of Health. *National Population Health Survey 2019/20*. [Last accessed on 2024-02-15]. Available from: <https://www.Moh.Gov.Sg/Resources-Statistics/Reports/National-Survey-2019-20>.
- Heft, H., & Nasar, J.L. (2000). Evaluating environmental scenes using dynamic versus static displays. *Environment and Behavior* 32, 3, 301-322.
- Hsu, C.-I. and Tsai, Y.-C. (2014). An energy expenditure approach for estimating walking distance. *Environment and Planning B: Planning and Design* 41, 289-306
- Hull IV, R.B., & Stewart, W.P. (1992). Validity of photo-based scenic beauty judgments. *Journal of environmental psychology* 12, 2, 101-114.

- Jia, S. & Wang, Y. (2021). Effect of heat mitigation strategies on thermal environment, thermal comfort, and walkability: a case study in Hong Kong (2021). *Building and Environment* 201, 107988.
- Jiang, Y., Zegras, P.C., Mehndiratta, S. (2012). Walk the line: station context, corridor type and bus rapid transit walk access in Jinan, China. *Journal of Transport Geography* 20, 1-14.
- Kasim, Z., Abu Zahri, Z. S., & Razali, S. N. Z. A. (2023) Walking in Tropical Climate? A Review of Issues and Challenges. *Scholarly Technician Education Publication Series* 5, 155-169.
- Kondo, M.C., Jacoby, S.F. and South, E.C. (2018) Does spending time outdoors reduce stress? A review of real-time stress response to outdoor environments. *Health & Place* 51, 136-150.
- Lau, K. K.-L., Shi, Y., Ng, E. Y.-Y. (2019). Dynamic response of pedestrian thermal comfort under outdoor transient conditions. *International Journal of Biometeorology* 63, 979-989.
- Perrin Jegen, N., & Chevret, P. (2016). Effect of noise on comfort in open-plan offices: application of an assessment questionnaire. *Ergonomics*, 60(1), 6–17. <https://doi.org/10.1080/00140139.2016.1172737>
- Pushkarev, B.S. & Zupan, J.M. (1975). *Urban space for pedestrians: a report of the Regional Plan Association* (New York, NY). Cambridge MA: MIT Press.
- Rogerson M., Gladwell, V.F., Gallagher, D.J. & Barton, J.L. (2016). Influences of green outdoors versus indoors environmental settings on psychological and social outcomes of controlled exercise. *International Journal of Environmental Research and Public Health* 13, 363. doi: 10.3390/ijerph13040363
- San Juan, C., Subiza-Pérez, M. and Vozmediano, L. (2017). Restoration and the city: the role of public urban squares *Frontiers in Psychology* 8, 2093. doi: 10.3389/fpsyg.2017.02093
- Scopelliti, M., Carrus, G. & Bonaiuto, M. (2019). Is it really nature that restores people? A comparison with historical sites with high restorative potential. *Frontiers in Psychology* 10, 2742.
- Scott, M. J., & Canter, D. V. (1997). Picture or place? A multiple sorting study of landscape *Journal of environmental psychology* 17, 4, 263-281.
- Seneviratne, P.N. (1985). Acceptable walking distances in central areas. *Journal of Transportation Engineering* 111, 365–376.
- Shigematsu, R., Sallis, J. F., Conway, T. L., Saelens, B. E., Frank, L. D., Cain, K. L.,... & King, A. C. (2009). Age differences in the relation of perceived neighborhood environment to walking. *Medicine and science in sports and exercise* 41(2), 314.
- Stamps III, A. E. (2010). Use of static and dynamic media to simulate environments: A meta-analysis. *Perceptual and Motor Skills* 111, 2, 355-364.
- Straights Times (2023). Singapore is getting hotter. <https://www.straitstimes.com/multimedia/graphics/2023/03/singapore-getting-hotter-temperature-data/index.html>
- Tan, B., Shin, Z.P., Christopher, W.E. & Arcaya, M.C. (2018). Evaluating the effects of active morning commutes on students' overall daily walking activity in Singapore: do walkers walk more? *Journal of Transport & Health* 8, 220-243. <https://doi.org/10.1016/j.jth.2018.01.002>
- Ulrich, R.S. (2023). Stress reduction theory. *D. Marchand, E. Pol*, 8, 143-146.
- Ulrich, R.S., Simons, R.F., Losito, B.D., Fiorito, E., Miles, M.A., & Zelson, M. (1991). Stress recovery during exposure

to natural and urban environments. *Journal of environmental psychology* 11, 3, 201-230.

- UN. [Downloaded 2024-02-16]. Obesity and overweight. <https://www.who.int/news-room/fact-sheets/detail/obesity-and-overweight>
- Weinkauff, D. (2019). Walk for well-being: the main effects of walking on approach motivation *Motivation and Emotion* 43, 93-102. doi: 10.1007/s11031-018-9726-y
- Xiong, J., Lian, Z., Zhou, X., You, J., & Lin, Y. (2015). Effects of temperature steps on human health and thermal comfort. *Building and Environment* 94, 144-154.
- Zacharias, J. & Wang, B. (2021). Willingness to walk in underground space – evidence from Singapore. *JOP Conference Series: Earth and Environmental Sciences* 703, 012002.